


T.I.P.: R-4750

CONTRACT: C202664

**STATE OF NORTH CAROLINA
DEPARTMENT OF TRANSPORTATION**

**SIGNING PLAN
DAVIDSON COUNTY**

**LOCATION: INTERSTATE HIGHWAY 85 BUSINESS FROM INTERSTATE
HIGHWAY 85 TO NORTH OF SR 1297 (GREEN NEEDLES ROAD)**

TIP NO. R-4750	SHEET NO. SIGN-1
APPROVED: <i>WJH</i>	
DATE: 6/27/13	
	

ROADWAY STANDARD DRAWING

THE FOLLOWING ROADWAY STANDARDS AS APPEAR IN "ROADWAY STANDARD DRAWINGS" - PROJECT SERVICES UNIT - N.C. DEPARTMENT OF TRANSPORTATION - RALEIGH, N.C., DATED JANUARY 2012 ARE APPLICABLE TO THIS PROJECT AND BY REFERENCE HEREBY ARE CONSIDERED A PART OF THESE PLANS:

STD. NO.	TITLE
901.10	TYPE 'A' SIGNS
901.20	TYPE 'B' SIGNS
901.50	ARROWS AND SHIELDS
901.70	SIGN STRINGERS AND SUPPORT SPACING
901.80	SIGN MOUNTING DETAILS - FOR TYPE A AND TYPE B SIGNS
903.10	GROUND MOUNTED SIGN SUPPORTS (SHEETS 1 AND 3)
904.10	ORIENTATION OF GROUND MOUNTED SIGNS
904.50	MOUNTING OF TYPE 'D', 'E' AND 'F' SIGNS ON 'U' CHANNEL POSTS

GENERAL NOTES

- . SIGNS FURNISHED BY STATE
- . ALL TYPE 'D' SIGNS SHALL BE MOUNTED ON TWO U-CHANNEL POSTS UNLESS OTHERWISE INDICATED ON THE PLANS.
- . IF REMOVAL OR RELOCATION OF SIGNS ON PRIVATE STREET (NON-STATE MAINTAINED) IS REQUIRED DUE TO CONSTRUCTION, THE CONTRACTOR SHALL INFORM THE ENGINEER. THE WORK WILL BE COMPLETED BY OTHERS.
- . WHEN NOT STATIONED OR DIMENSIONED ON PLANS, ALL 'E' AND 'F' SIGNS SHALL BE FIELD LOCATED BY THE ENGINEER
- . ALL EXISTING SIGNS ON "U" CHANNEL POST WITHIN THE PROJECT LIMITS SHALL BE REMOVED AND DISPOSED OF UNLESS OTHERWISE NOTED ON PLANS.
- . WHEN EXISTING SIGNS ARE REMOVED AND INSTALLED ON NEW SUPPORTS, THE RE-ERECTION SHALL IMMEDIATELY FOLLOW THE REMOVAL.
- . THE BACKGROUND FOR TYPE E & F SIGNS SHALL BE TYPE C REFLECTIVE SHEETING.
- . DO NOT BEGIN FABRICATION FOR TYPES A & B SIGNS MOUNTED ON OVERHEAD STRUCTURES OR STEEL SUPPORTS UNTIL "S" DIMENSIONS HAVE BEEN FIELD VERIFIED.
- . SEE ROADWAY PLANS FOR GUARD/GUIDE RAIL DETAILS.
- . WHEN LIGHTS AND WALKWAYS ARE BEING REMOVED FROM EXISTING STRUCTURES, THE CUT SHALL BE MADE AT THE BOTTOM OF THE SIGN.
- . INSTALL NEW CHEVRONS ON ALL LOOP RAMPS. SPACE SIGNS ACCORDING TO CHART IN MUTCD SECTION 2C.09. SPACING NOT SHOWN TO SCALE.

SUMMARY OF QUANTITIES


ITEM NO.		ITEM DESCRIPTION	QUANTITY	UNIT
DESC. NO.	SECT. NO.			
4048000000	902	REINFORCED CONCRETE SIGN FOUNDATION	15	C.Y.
4054000000	902	PLAIN CONCRETE SIGN FOUNDATION	1	C.Y.
4057000000	SP	OVERHEAD FOOTING	40	C.Y.
4060000000	903	SUPPORTS, BREAKAWAY STEEL BEAM	7606	LB.
4066000000	903	SUPPORTS, SIMPLE STEEL BEAM	4735	LB.
4072000000	903	SUPPORTS, 3 LB STEEL U-CHANNEL	1725	L.F.
4082100000	SP	SUPPORTS, OVERHEAD SIGN STRUCTURE AT STA. "85+90, -RAMPREV-"	1	L.S.
4082100000	SP	SUPPORTS, OVERHEAD SIGN STRUCTURE AT "141+30 -L-"	1	L.S.
4096000000	904	SIGN ERECTION, TYPE D	7	EA.
4102000000	904	SIGN ERECTION, TYPE E	53	EA.
4108000000	904	SIGN ERECTION, TYPE F	11	EA.
4109000000	904	SIGN ERECTION, TYPE A (OVERHEAD)	6	EA.
4109000000	904	SIGN ERECTION, TYPE B (OVERHEAD)	7	EA.
4110000000	904	SIGN ERECTION, TYPE A (GROUND MOUNTED)	20	EA.
4110000000	904	SIGN ERECTION, TYPE B (GROUND MOUNTED)	12	EA.
4114000000	904	SIGN ERECTION, MILEMARKERS	4	EA.
4152000000	907	DISPOSAL OF SIGN SYSTEM, STEEL BEAM	14	EA.
4155000000	907	DISPOSAL OF SIGN SYSTEM, WOOD	4	EA.
4158000000	907	DISPOSAL OF SIGN SYSTEM, U-CHANNEL	55	EA.
4234000000	907	DISPOSAL OF SIGN, A OR B (OVERHEAD)	5	EA.
4250000000	907	DISPOSAL OF LIGHTING SYSTEM	3	EA.

INDEX

SHEET NO.	DESCRIPTION
SIGN-1	TITLE SHEET
SIGN-2	REVISED GROUND MOUNTED SIGN SUPPORTS SHEET 2 OF 3
SIGN-3	SUPPORT CHART
SIGN-4-5	OVERHEAD STRUCTURE DRAWING
SIGN-6-14A	TYPE A AND D SIGN DETAILS
SIGN-15	TYPE E AND F SIGNS
SIGN-16-21	EXISTING SIGNS
SIGN-22-27	PROPOSED SIGNS

PLAN REVIEWED BY: N.C.D.O.T. SIGNING AND DELINEATION UNIT


SUSAN B. KUNZ SIGNING & DELINEATION REGIONAL ENGINEER
STACEY JOHNS SIGNING & DELINEATION DESIGN ENGINEER



PLAN PREPARED BY: Ramey Kemp & Associates

WJASON HAMILTON PROJECT MANAGER
NICHOLAS E. BURNS PROJECT ENGINEER



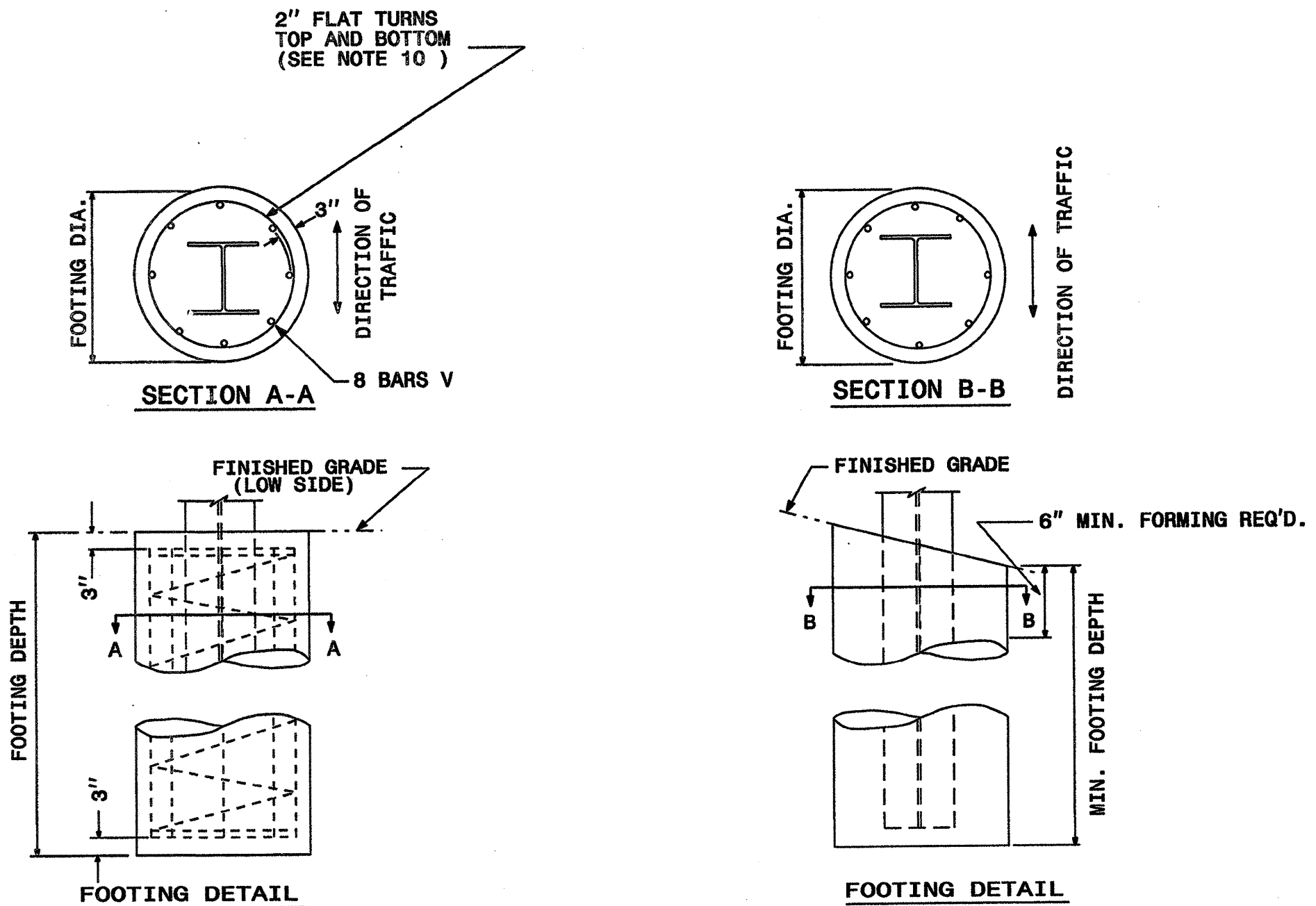
TIP NO.	SHEET NO.
R-4750	SIGN-2
APPROVED: <i>RAW</i>	
DATE: 3/8/12	
SEAL	
	

STATE OF NORTH CAROLINA
 DEPT. OF TRANSPORTATION
 DIVISION OF HIGHWAYS
 RALEIGH, N.C.

ENGLISH DETAIL DRAWING FOR
 GROUND MOUNTED SIGN SUPPORTS

SHEET 2 OF 3
903D10

BEAM SHAPE	BOLT SIZE	SLIP BASE PLATE DATA								KEEPER PLATE DATA								HINGE CONNECTION DATA								BREAK AWAY SUPPORT WEIGHT CONSTANT LBS.
		A ₁	B ₁	C ₁	D ₁	E ₁	T ₁	R ₁	A ₂	B ₂	C ₂	D ₂	E ₂	T ₂	BOLT SIZE	F	G	H	I	J	K	L	R ₃	T ₃		
S3X5.7	1/2"DIA. X 3"	7"	4"	1"	3/4"	2 1/2"	1"	9/32"	7"	4"	1"	3/4"	2 1/2"	9/32"	28 GAUGE	1/2"DIA. X 1 1/4"	2 1/4"	3 1/2"	4"	1 1/2"	1"	1 1/2"	2"	9/32"	3/8"	18
S4X7.7	1/2"DIA. X 3"	8"	4"	1"	3/4"	2 1/2"	1"	9/32"	8"	4"	1"	3/4"	2 1/2"	9/32"	28 GAUGE	1/2"DIA. X 1 1/4"	2 5/8"	3 1/2"	4"	1 1/2"	1"	1 1/2"	2"	9/32"	3/8"	20
W6X9	1/2"DIA. X 3"	10"	5"	1"	3/4"	3 1/2"	1"	9/32"	10"	5"	1"	3/4"	3 1/2"	9/32"	28 GAUGE	1/2"DIA. X 1 1/4"	4"	3 1/2"	4"	3/4"	1"	1 1/2"	2"	9/32"	3/8"	32
W6X12	5/8"DIA. X 3 3/4"	11"	5"	1 1/4"	7/8"	3 1/4"	1 1/4"	1 1/32"	11"	5"	1 1/4"	7/8"	3 1/4"	1 1/32"	28 GAUGE	5/8"DIA. X 2 1/4"	4"	4"	4 1/2"	3/4"	1 1/8"	5/8"	2 1/4"	1 1/32"	3/8"	39
W6X16	5/8"DIA. X 3 3/4"	12"	6"	1 1/4"	7/8"	4 1/4"	1 1/2"	1 1/32"	12"	6"	1 1/4"	7/8"	4 1/4"	1 1/32"	28 GAUGE	5/8"DIA. X 2 1/2"	4"	4"	4 1/2"	3/4"	1 1/8"	5/8"	2 1/4"	1 1/32"	1/2"	47
W8X18	5/8"DIA. X 4 1/4"	13 1/2"	6 1/2"	1 1/4"	7/8"	4 3/4"	1 1/2"	1 1/32"	13 1/2"	6 1/2"	1 1/4"	7/8"	4 3/4"	1 1/32"	28 GAUGE	5/8"DIA. X 2 1/2"	5 1/4"	4"	4 1/2"	1"	1 1/8"	5/8"	2 1/4"	1 1/32"	1/2"	70
W8X21	3/4"DIA. X 4 1/4"	14"	7"	1 1/2"	1"	5"	1 1/2"	1 3/32"	14"	7"	1 1/2"	1"	5"	1 3/32"	28 GAUGE	3/4"DIA. X 2 3/4"	5 1/4"	6"	7"	1"	1 3/4"	3/4"	3 1/2"	1 3/32"	1/2"	73
W10X22	3/4"DIA. X 4 1/4"	16"	8"	1 1/2"	1"	6"	1 1/2"	1 3/32"	16"	8"	1 1/2"	1"	6"	1 3/32"	28 GAUGE	3/4"DIA. X 2 3/4"	5 3/4"	6"	7"	1"	1 3/4"	3/4"	3 1/2"	1 3/32"	1/2"	119
W10X26	3/4"DIA. X 4 3/4"	16 1/2"	8"	1 1/2"	1"	6"	1 3/4"	1 3/32"	16 1/2"	8"	1 1/2"	1"	6"	1 3/32"	28 GAUGE	3/4"DIA. X 2 3/4"	5 3/4"	6"	7"	1"	1 3/4"	3/4"	3 1/2"	1 3/32"	5/8"	140
W12X26	3/4"DIA. X 4 3/4"	18 1/2"	9"	1 1/2"	1"	7"	1 3/4"	1 3/32"	18 1/2"	9"	1 1/2"	1"	7"	1 3/32"	28 GAUGE	3/4"DIA. X 2 3/4"	6 1/2"	6"	7"	1"	1 3/4"	3/4"	3 1/2"	1 3/32"	5/8"	176
W14X30	1"DIA. X 5"	22"	9"	2"	1 1/2"	6"	2"	1 7/32"	22"	9"	2"	1 1/2"	6"	1 7/32"	28 GAUGE	1"DIA. X 3"	6 3/4"	7"	8"	1 1/4"	2"	1"	4"	1 7/32"	5/8"	205
W16X31	1"DIA. X 5"	24"	9"	2"	1 1/2"	6"	2"	1 7/32"	24"	9"	2"	1 1/2"	6"	1 7/32"	28 GAUGE	1"DIA. X 3 1/4"	5 1/2"	7"	8"	1 1/4"	2"	1"	4"	1 7/32"	3/4"	223
W18X35	1"DIA. X 5"	25"	9"	2"	1 1/2"	6"	2"	1 7/32"	25"	9"	2"	1 1/2"	6"	1 7/32"	28 GAUGE	1"DIA. X 3 1/4"	6"	7"	8"	1 1/4"	2"	1"	4"	1 7/32"	3/4"	243
W18X40	1"DIA. X 5 1/2"	26"	9"	2"	1 1/2"	6"	2 1/4"	1 7/32"	26"	9"	2"	1 1/2"	6"	1 7/32"	28 GAUGE	1"DIA. X 3 3/4"	6"	7"	8"	1 1/4"	2"	1"	4"	1 7/32"	7/8"	278
W21X44	1"DIA. X 5 1/2"	29"	9"	2"	1 1/2"	6"	2 1/2"	1 7/32"	29"	9"	2"	1 1/2"	6"	1 7/32"	28 GAUGE	1"DIA. X 3 3/4"	6 1/2"	7"	8"	1 1/4"	2"	1"	4"	1 7/32"	7/8"	310



FOUNDATION DATA *		
FOOTING DIAMETER	REINFORCEMENT	SPIRAL BAR
1' 6"	8 # 6 BARS	#3 BAR, 6" PITCH
2'	8 # 7 BARS	#3 BAR, 6" PITCH
2' 6"	8 # 9 BARS	#3 BAR, 6" PITCH
3'	8 # 11 BARS	#3 BAR, 6" PITCH
3' 6"	8 # 12 BARS	#3 BAR, 6" PITCH
4'	8 # 14 BARS	#3 BAR, 6" PITCH

* FOUNDATION DIMENSIONS ARE SHOWN IN PLANS

STATE OF NORTH CAROLINA
 DEPT. OF TRANSPORTATION
 DIVISION OF HIGHWAYS
 RALEIGH, N.C.


ENGLISH DETAIL DRAWING FOR
 GROUND MOUNTED SIGN SUPPORTS

SHEET 2 OF 3
903D10

**REVISED SIGNING
 ROADWAY STANDARD DRAWING**

08-MAR-2012 11:01 AM S:\S&DU\Standard\Grpup\NWP\202 Standard Drawings\Standard Dwg 8-7-11\Revised\0903D10.sgn_sht02.dwg support_1.Revised_Scaled.dgn

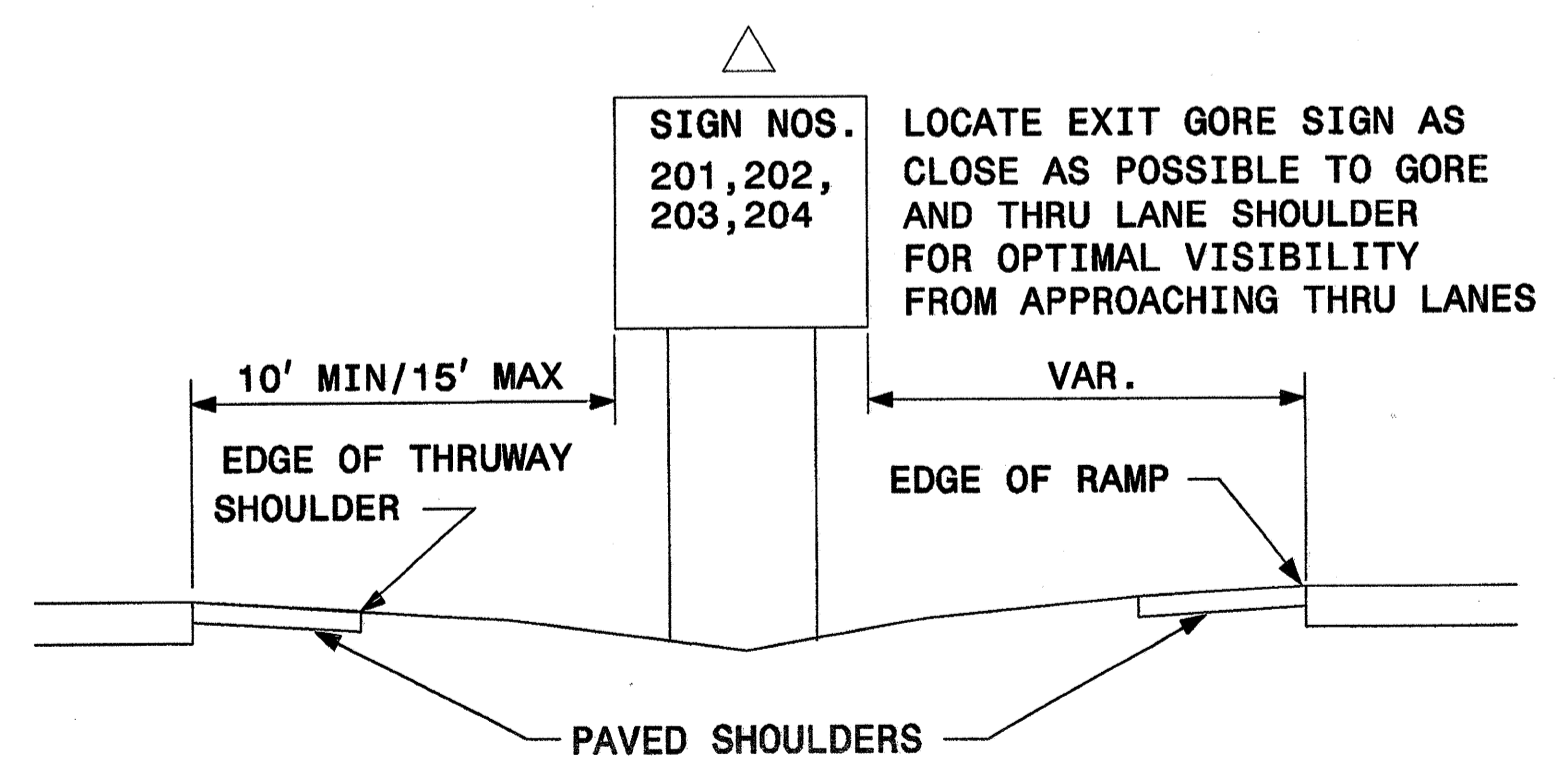
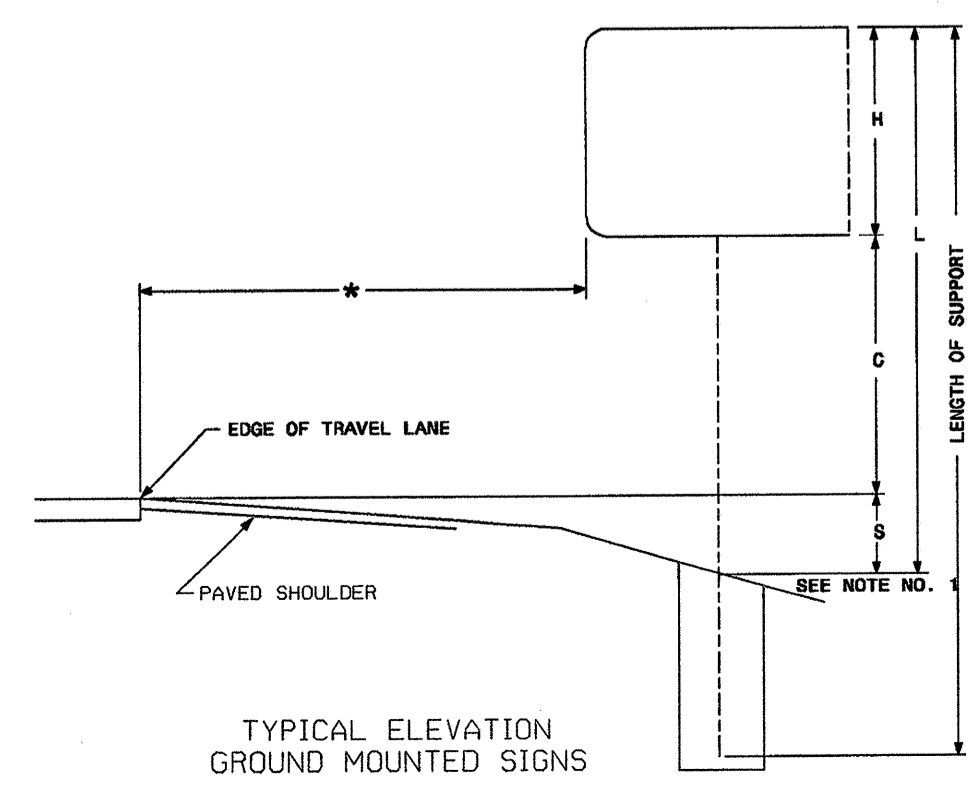
APPROVED: *W.H.H.*
DATE: 6/27/13



SIGN NO.	SIGN TYPE	SIGN SIZE (in.)		ROADWAY STATION	NO. OF SUP.	BEAM SECTION	SUPPORT TYPE BA or S	ATTACH METHOD	MOUNTING METHOD	HORIZ. CLR. (ft.)	LENGTH (ft.)			LEFT SUPPORT (ft.)		CENTER SUPPORT (ft.)		RIGHT SUPPORT (ft.)		FOOTING DIAMETE (ft.)	FOOTING DEPTH (ft.)	B/A SUPPORT WEIGHTS (lbs.)	SIMPLE SUPPORT WEIGHTS (lbs.)	REINF. FTGS. (c.y.)	PLAIN FTGS. (c.y.)	FIELD VERIFIED SEE NOTE 2 (mm/dd/yy)																			
		w	x								h	SNS HT	MTG HT	EMBED	S	L	TOTAL LENGTH	S	L								TOTAL LENGTH	S	L	TOTAL LENGTH															
101A	B	102	X 30																																										
101B	A	102	X 78	7+90 RP C	2	V6x12	BA	2	N/A	30.00	9.00	8.00	4.5	1.50	18.50	23.00	0.00	0.00	0.00	-1.00	16.00	20.50	1.5	5	607.36	0.00	0.65	0.00																	
102A	B	102	X 30																																										
102B	A	102	X 78	26+49 Y1	2	V6x12	BA	2	N/A	30.00	9.00	7.75	4.5	1.00	17.75	22.25	0.00	0.00	0.00	-0.75	16.00	20.50	1.5	5	598.36	0.00	0.65	0.00																	
103	A	120	X 72	12+65 L	2	V6x9	BA	N/A	N/A	20.00	6.00	8.00	4	0.75	14.75	18.75	0.00	0.00	0.00	-1.00	13.00	17.00	1.5	4.5	384.87	0.00	0.59	0.00																	
104	A	96	X 84	20+24 L	2	V6x12	S	N/A	N/A	18.00	7.00	7.00	4	1.00	15.00	19.00	0.00	0.00	0.00	3.50	17.50	21.50	1.5	4.5	0.00	486.00	0.59	0.00																	
105A	B	102	X 30																																										
105B	A	102	X 96	28+33 L	2	V6x12	S	2	N/A	18.00	10.50	7.00	4.5	0.75	18.25	22.75	0.00	0.00	0.00	0.75	18.25	22.75	1.5	5	0.00	546.00	0.65	0.00																	
106A	B	102	X 30																																										
106B	A	138	X 144	35+85 L	2	V8x21	BA	1-R	N/A	20.00	12.00	7.00	6	0.50	19.50	25.50	0.00	0.00	0.00	1.50	20.50	26.50	2	6.5	1277.62	0.00	1.51	0.00																	
107A	B	102	X 30																																										
107B	A	252	X 66	40+20 L	3	V6x12	BA	1-R	N/A	30.00	5.50	8.25	4.5	-1.00	12.75	17.25	-1.15	12.60	17.10	-1.25	12.50	17.00	1.5	5	744.24	0.00	0.98	0.00																	
108	A	120	X 72	49+00 L	2	V6x9	S	N/A	N/A	18.00	6.00	7.00	4	1.25	14.25	18.25	0.00	0.00	0.00	2.75	15.75	19.75	1.5	4.5	0.00	342.00	0.59	0.00																	
109A	B	120	X 30																																										
109B	A	252	X 66	55+17 L	3	V6x16	S	1-R	N/A	18.00	5.50	7.00	5.5	2.00	14.50	20.00	3.75	16.25	21.75	5.50	18.00	23.50	1.5	6	0.00	1044.00	1.18	0.00																	
110A	B	102	X 30																																										
110B	A	126	X 120	61+00 L	2	V6x18	BA	1-R	N/A	20.00	10.00	7.50	5.5	2.00	19.50	25.00	0.00	0.00	0.00	-0.50	17.00	22.50	2	6	1017.12	0.00	1.40	0.00																	
111A	B	102	X 30																																										
111B	A	252	X 84	64+75 L	3	V6x16	BA	1-R	N/A	30.00	7.00	9.50	5.5	-1.50	15.00	20.50	-2.00	14.50	20.00	-2.50	14.00	19.50	1.5	6	1158.57	0.00	1.18	0.00																	
112C	B	36	X 36																																										
112A	B	102	X 30																																										
112B	A	156	X 90	76+04 L	2	V6x16	S	1-R	N/A	18.00	7.50	7.00	5.5	0.50	15.00	20.50	0.00	0.00	0.00	-0.75	13.75	19.25	1.5	6	0.00	636.00	0.79	0.00																	
113A	B	102	X 30																																										
113B	A	252	X 66	112+00 L	3	V6x16	S	1-R	N/A	18.00	5.50	7.00	5	1.25	13.75	18.75	2.50	15.00	20.00	4.25	16.75	21.75	1.5	5.5	0.00	968.00	1.08	0.00																	
114A	B	120	X 30																																										
114B	A	156	X 90	* Same Locat	2	V6x16	S	1-R	N/A	20.00	7.50	7.00	5.5	1.50	16.00	21.50	0.00	0.00	0.00	3.00	17.50	23.00	1.5	6	0.00	712.00	0.79	0.00																	
115A	B	120	X 30																																										
115B	A	156	X 90	* Same Locat	2	V6x18	BA	1-R	N/A	40.00	7.50	11.75	5.5	-2.50	16.75	22.25	0.00	0.00	0.00	-4.75	14.50	20.00	2	6	922.62	0.00	1.40	0.00																	
201	A	78	X 60	35+79 L	2	S4x7.7	BA	N/A	N/A	△	5.00	7.00	3.5	1.00	13.00	16.50	0.00	0.00	0.00	1.00	13.00	16.50	1	4	223.63	0.00	0.00	0.23																	
202	A	78	X 60	32+41 L	2	S4x7.7	BA	N/A	N/A	△	5.00	7.00	3.5	1.00	13.00	16.50	0.00	0.00	0.00	1.00	13.00	16.50	1	4	223.63	0.00	0.00	0.23																	
203	A	78	X 60	70+80 L	2	S4x7.7	BA	N/A	N/A	△	5.00	7.00	3.5	1.00	13.00	16.50	0.00	0.00	0.00	1.00	13.00	16.50	1	4	223.63	0.00	0.00	0.23																	
204	A	78	X 60	82+53 L	2	S4x7.7	BA	N/A	N/A	△	5.00	7.00	3.5	1.00	13.00	16.50	0.00	0.00	0.00	1.00	13.00	16.50	1	4	223.63	0.00	0.00	0.23																	
																					TOTAL	7605.32	TOTAL	4734.00	TOTAL	14.02	TOTAL	0.93																	
																					USE:	7606	4735	15	1																				

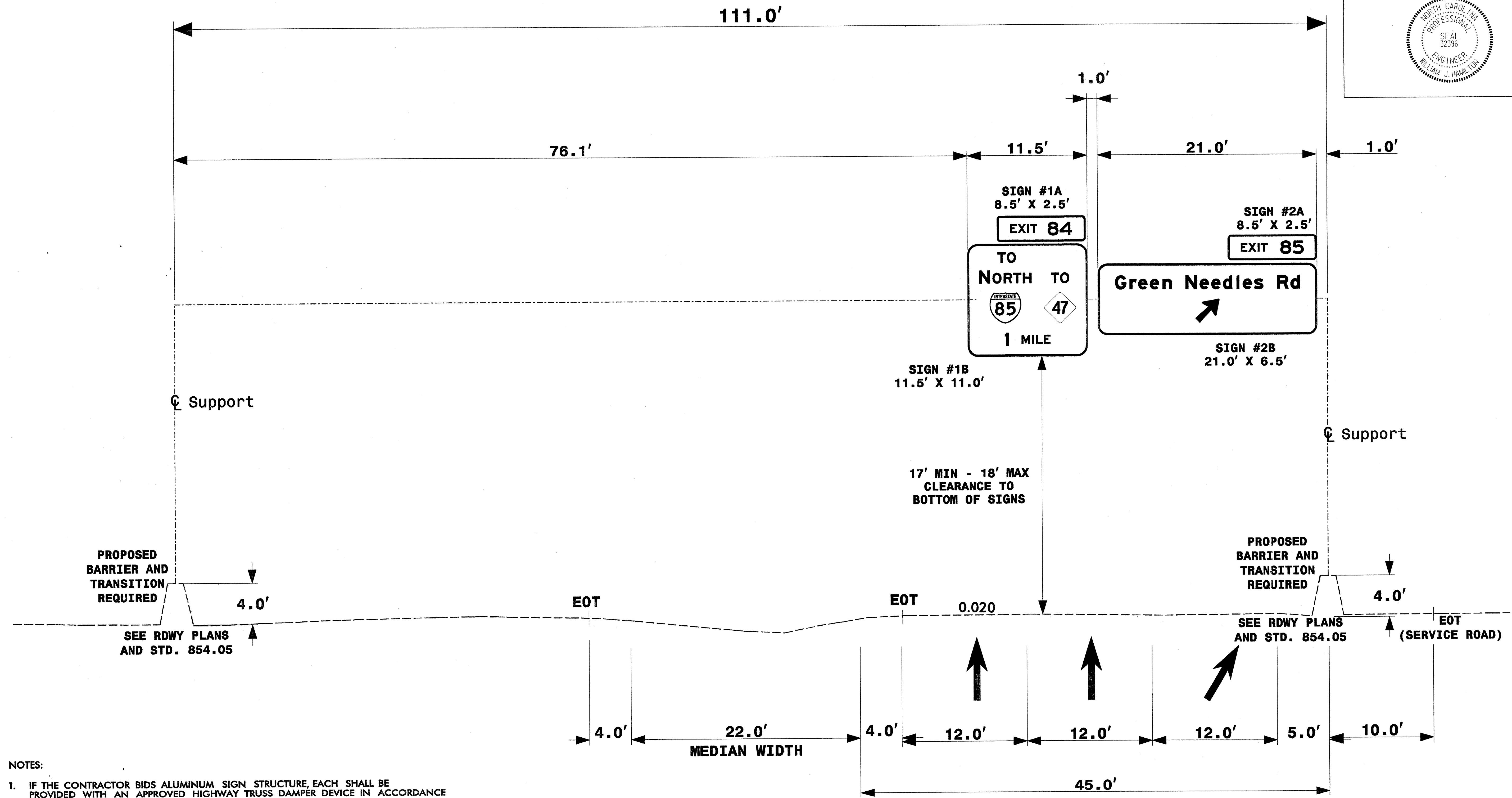
NOTES

- DIMENSION "S" REPRESENTS AN INCREASE (+), OR A DECREASE (-) IN POLE LENGTH, RELATIVE TO THE ELEVATION OF THE EDGE OF PAVEMENT.
- FIELD VERIFICATIONS SHALL BE REQUIRED FOR ALL SUPPORTS, SEE (*) ARTICLE 903-3. FABRICATORS SHALL BE AISC CERTIFIED IN CATEGORY 1, SEE (*) ARTICLE 1072-1. (*) = N.C.D.O.T. STANDARD SPECIFICATIONS FOR ROADS AND STRUCTURES
- PLAN LOCATIONS FOR EXISTING UTILITIES ARE BASED ON THE BEST AVAILABLE INFORMATION AND, THEREFORE MAY NOT BE PRECISELY ACCURATE. THEREFORE, IT IS INCUMBENT UPON THE CONTRACTOR TO DETERMINE THE EXACT LOCATION OF UTILITIES BEFORE BEGINNING WORK IN A LOCATION.



Prepared in the offices of:
RAMEY KEMP ASSOCIATES, INC.
Transportation Engineers
6800 Forthcoming Place, Suite 100
Raleigh, North Carolina 27615
919-872-8616 Tel. 919-872-6410 Fax
www.rameykemp.com


TYPE "A" GROUND MOUNTED SIGNS



NOTES:

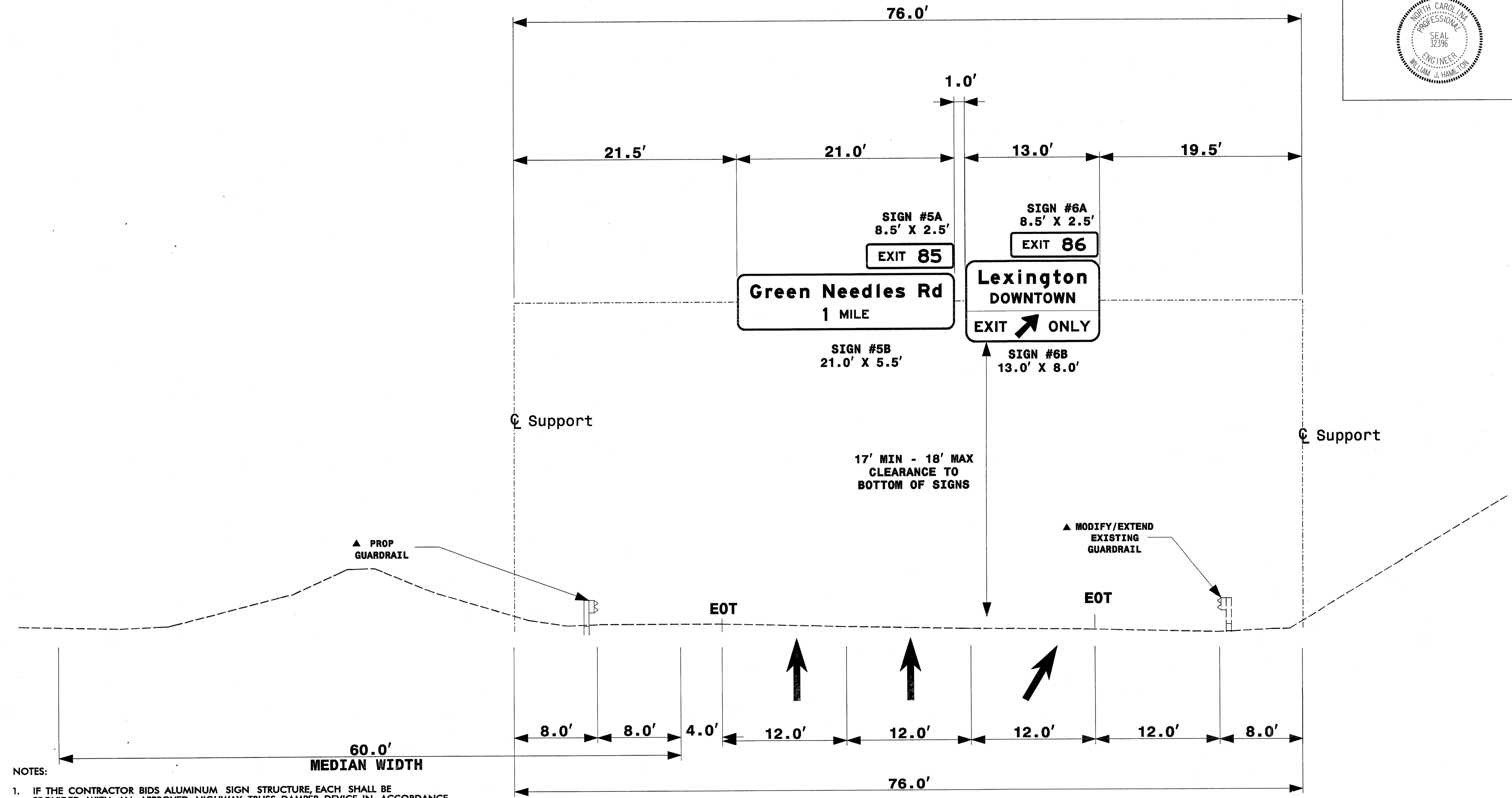
- IF THE CONTRACTOR BIDS ALUMINUM SIGN STRUCTURE, EACH SHALL BE PROVIDED WITH AN APPROVED HIGHWAY TRUSS DAMPER DEVICE IN ACCORDANCE WITH AASHTO SPECIFICATIONS.
- MOUNT SIGNS VERTICALLY CENTERED ON HORIZONTAL MEMBER OF STRUCTURE.
- FIELD VERIFICATION SHALL BE REQUIRED FOR ALL FOOTING ELEVATIONS, PER THE LATEST NCDOT STANDARD SPECIFICATIONS FOR ROADS AND STRUCTURES. PROVIDE FIELD VERIFICATION TO THE SIGNING SECTION.
- THE TOP OF THE FOOTING SHALL EXTEND AT LEAST 6 INCHES AND NOT MORE THAN 24 INCHES ABOVE THE HIGHEST POINT OF THE GROUND SURFACE AT THE FOOTING.
- SIGN HANGERS AND ATTACHMENT HARDWARE SHALL BE PROVIDED AND INSTALLED ON THE ASSEMBLY TO ACCOMMODATE ALL SIGNS SHOWN IN THIS PLAN SHEET.
- DESIGN AND CONSTRUCTION REQUIREMENTS FOR SIGN STRUCTURES SHALL ACCOMMODATE WIND VELOCITY OF 90 M.P.H.

Prepared in the offices of:



RAMEY KEMP ASSOCIATES, INC.
 Transportation Engineers
 6008 Farrington Place, Suite 100
 Raleigh, North Carolina 27609
 919-872-8110 Tel. 919-875-0416 Fax
 www.rameykemp.com

OVERHEAD SIGN ASSEMBLY
 AT STA. 85+90 -L-



- NOTES:
- IF THE CONTRACTOR BIDS ALUMINUM SIGN STRUCTURE, EACH SHALL BE PROVIDED WITH AN APPROVED HIGHWAY TRUSS DAMPER DEVICE IN ACCORDANCE WITH AASHTO SPECIFICATIONS.
 - MOUNT SIGNS VERTICALLY CENTERED ON HORIZONTAL MEMBER OF STRUCTURE.
 - FIELD VERIFICATION SHALL BE REQUIRED FOR ALL FOOTING ELEVATIONS, PER THE LATEST NCDOT STANDARD SPECIFICATIONS FOR ROADS AND STRUCTURES. PROVIDE FIELD VERIFICATION TO THE SIGNING SECTION.
 - THE TOP OF THE FOOTING SHALL EXTEND AT LEAST 6 INCHES AND NOT MORE THAN 24 INCHES ABOVE THE HIGHEST POINT OF THE GROUND SURFACE AT THE FOOTING.
 - SIGN HANGERS AND ATTACHMENT HARDWARE SHALL BE PROVIDED AND INSTALLED ON THE ASSEMBLY TO ACCOMMODATE ALL SIGNS SHOWN IN THIS PLAN SHEET.
 - DESIGN AND CONSTRUCTION REQUIREMENTS FOR SIGN STRUCTURES SHALL ACCOMMODATE WIND VELOCITY OF 90 M.P.H.

▲ SEE ROADWAY PLANS FOR GUARDRAIL LOCATION


Prepared in the office of:



RAMEY KEMP ASSOCIATES, INC.
 Transportation Engineers
 8088 Forrester Place, Suite 100
 Raleigh, North Carolina 27615
 919-272-2116 Tel. 919-272-2616 Fax
 www.rameykemp.com

**OVERHEAD SIGN ASSEMBLY
 AT STA. 141+30 -L-**

APPROVED: *WJH*
DATE: 6/27/13



SIGN NUMBER: 101B TYPE: A
 QUANTITY: 1
 SIGN WIDTH: 8'-6" HEIGHT: 6'-6"
 TOTAL AREA: 55.3 Sq.Ft.
 BORDER TYPE: FLUSH RECESS: 0" WIDTH: 2" RADII: 9"
 NO. Z BARS: 2 LENGTH: 94.0
 MAT'L: 0.125" (3.2 mm) ALUMINUM

BACKG COLOR: Green COPY COLOR: White

DESIGN BY: NE BURNS CHECKED BY: WJ HAMILTON DATE: Jun 05, 2013
 PROJECT ID: R-4750 DIV: 9

USE NOTES: 1,2,3
 1. Legend and border (except those that are colored black) shall be direct applied Grade C sheeting.
 2. Background shall be Grade C reflective sheeting.
 3. Shields; A, B, and C type arrows shall be on 0.032" (0.8mm) aluminum and demountable.

LETTER POSITIONS
 Letter spacings are to start of next letter

Letter	Series/Size	Text Length
4	E 2000	52.6
7	E 2000	52.6

FILENAME: Hicks Sign Designs NORTH CAROLINA D.O.T. SIGN DETAIL

SIGN NUMBER: 105B TYPE: A
 QUANTITY: 1
 SIGN WIDTH: 8'-6" HEIGHT: 8'-0"
 TOTAL AREA: 69.0 Sq.Ft.
 BORDER TYPE: FLUSH RECESS: 0" WIDTH: 2" RADII: 9"
 NO. Z BARS: 3 LENGTH: 94.0
 MAT'L: 0.125" (3.2 mm) ALUMINUM

BACKG COLOR: Green COPY COLOR: White

DESIGN BY: NE BURNS CHECKED BY: WJ HAMILTON DATE: Jun 05, 2013
 PROJECT ID: R-4750 DIV: 9

USE NOTES: 1,2,3
 1. Legend and border (except those that are colored black) shall be direct applied Grade C sheeting.
 2. Background shall be Grade C reflective sheeting.
 3. Shields; A, B, and C type arrows shall be on 0.032" (0.8mm) aluminum and demountable.

LETTER POSITIONS
 Letter spacings are to start of next letter

Letter	Series/Size	Text Length
4	E 2000	52.6
7	E 2000	52.6

FILENAME: Hicks Sign Designs NORTH CAROLINA D.O.T. SIGN DETAIL

SIGN NUMBER: 102B TYPE: A
 QUANTITY: 1
 SIGN WIDTH: 8'-6" HEIGHT: 6'-6"
 TOTAL AREA: 55.3 Sq.Ft.
 BORDER TYPE: FLUSH RECESS: 0" WIDTH: 2" RADII: 9"
 NO. Z BARS: 2 LENGTH: 94.0
 MAT'L: 0.125" (3.2 mm) ALUMINUM

BACKG COLOR: Green COPY COLOR: White

DESIGN BY: NE BURNS CHECKED BY: WJ HAMILTON DATE: Jun 05, 2013
 PROJECT ID: R-4750 DIV: 9

USE NOTES: 1,2,3
 1. Legend and border (except those that are colored black) shall be direct applied Grade C sheeting.
 2. Background shall be Grade C reflective sheeting.
 3. Shields; A, B, and C type arrows shall be on 0.032" (0.8mm) aluminum and demountable.

LETTER POSITIONS
 Letter spacings are to start of next letter

Letter	Series/Size	Text Length
1/2	E 2000	70.1
4	E 2000	52.6
7	E 2000	52.6

FILENAME: Hicks Sign Designs NORTH CAROLINA D.O.T. SIGN DETAIL

SIGN NUMBER: 103,108 TYPE: A
 QUANTITY: 2
 SIGN WIDTH: 10'-0" HEIGHT: 6'-0"
 TOTAL AREA: 60.0 Sq.Ft.
 BORDER TYPE: FLUSH RECESS: 0" WIDTH: 2" RADII: 9"
 NO. Z BARS: 2 LENGTH: 112.0
 MAT'L: 0.125" (3.2 mm) ALUMINUM

BACKG COLOR: Green COPY COLOR: White

DESIGN BY: NE BURNS CHECKED BY: WJ HAMILTON DATE: May 21, 2013
 PROJECT ID: R-4750 DIV: 9


USE NOTES: 1,2
 1. Legend and border (except those that are colored black) shall be direct applied Grade C sheeting.
 2. Background shall be Grade C reflective sheeting.

LETTER POSITIONS
 Letter spacings are to start of next letter

Letter	Series/Size	Text Length
Davidson	E 2000	103.5
Co	E 2000	60
Airport	E 2000	53.1
EXIT	E 2000	53.1
84	E 2000	53.1

FILENAME: Hicks Sign Designs NORTH CAROLINA D.O.T. SIGN DETAIL

APPROVED: *WJH*
DATE: 6/27/13



SIGN NUMBER: 107B,113B BACKG COLOR: Green
TYPE: A COPY COLOR: White
QUANTITY: 2

SYMBOL	X	Y	WID	HT

SIGN WIDTH: 21'-0"
HEIGHT: 5'-6"
TOTAL AREA: 115.5 Sq.Ft.

BORDER TYPE: FLUSH
RECESS: 0"
WIDTH: 2"
RADIUS: 9"

NO. Z BARS: 2
LENGTH: 244.0

MAT'L: 0.125" (3.2 mm) ALUMINUM

DESIGN BY: NE BURNS CHECKED BY: WJ HAMILTON DATE: Jun 24, 2013
PROJECT ID: R-4750 DIV: 9

USE NOTES: 1,2
1. Legend and border (except those that are colored black) shall be direct applied Grade C sheeting.
2. Background shall be Grade C reflective sheeting.

Spacing Factor is 1 unless specified otherwise

LETTER POSITIONS

Letter spacings are to start of next letter													Series/Size						
													Text Length						
	G	r	e	e	n	e	e	d	l	e	s	R	d		EM 2000				
	15.4	17.9	10.4	14.1	15.5	10.6	16	17	14.1	14.1	17	8.2	13.8	10.6	16	15.8	10.6	15.4	221.3
	1/2																		E 2000
	91	22	15	12	4.4	9.2	7.5	91											70.1

FILENAME: Nicks Sign Designs NORTH CAROLINA D.O.T. SIGN DETAIL

SIGN NUMBER: 104 BACKG COLOR: Green
TYPE: A COPY COLOR: White
QUANTITY: 1

SYMBOL	X	Y	WID	HT
W1_1	25.5	13.5	45	36

SIGN WIDTH: 6'-0"
HEIGHT: 7'-0"
TOTAL AREA: 96.0 Sq.Ft.

BORDER TYPE: FLUSH
RECESS: 0"
WIDTH: 2"
RADIUS: 9"

NO. Z BARS: 2
LENGTH: 88.0

MAT'L: 0.125" (3.2 mm) ALUMINUM

DESIGN BY: NE BURNS CHECKED BY: WJ HAMILTON DATE: Feb 21, 2013
PROJECT ID: R-4750 DIV: 9

USE NOTES: 1,2,3
1. Legend and border (except those that are colored black) shall be direct applied Grade C sheeting.
2. Background shall be Grade C reflective sheeting.
3. Shields: A, B, and C type arrows shall be on 0.032" (0.8mm) aluminum and demountable.

Spacing Factor is 1 unless specified otherwise

LETTER POSITIONS

Letter spacings are to start of next letter										Series/Size
										Text Length
	F	U	T	U	R	E				E 2000
	14.1	11	11.8	11	12.8	12.1	9	14.1		67.8

FILENAME: Nicks Sign Designs NORTH CAROLINA D.O.T. SIGN DETAIL

SIGN NUMBER: 201,202 BACKG COLOR: Green
TYPE: A COPY COLOR: White
QUANTITY: 2

SYMBOL	X	Y	WID	HT
AR_Type A	45.9	6.7	18	28.4

SIGN WIDTH: 6'-6"
HEIGHT: 5'-0"
TOTAL AREA: 32.5 Sq.Ft.

BORDER TYPE: FLUSH
RECESS: 0"
WIDTH: 2"
RADIUS: 6"

NO. Z BARS: 2
LENGTH: 70.0

MAT'L: 0.125" (3.2 mm) ALUMINUM

DESIGN BY: NE BURNS CHECKED BY: WJ HAMILTON DATE: Feb 20, 2013
PROJECT ID: R-4750 DIV: 9

USE NOTES: 1,2,3
1. Legend and border (except those that are colored black) shall be direct applied Grade C sheeting.
2. Background shall be Grade C reflective sheeting.
3. Shields: A, B, and C type arrows shall be on 0.032" (0.8mm) aluminum and demountable.

Spacing Factor is 1 unless specified otherwise

LETTER POSITIONS

Letter spacings are to start of next letter							Series/Size
							Text Length
	E	X	I	T			EM 2000
	20.5	10.6	13	4.6	8.9	20.5	37
	8	4					D 2000
	9.8	14.4	13.5	40.3			27.9

FILENAME: Nicks Sign Designs NORTH CAROLINA D.O.T. SIGN DETAIL

SIGN NUMBER: 106B BACKG COLOR: Green
TYPE: A COPY COLOR: White
QUANTITY: 1

SYMBOL	X	Y	WID	HT
W1_1	25.5	50.3	36	36
W1-5-2-36-15C	88.6	60.3	36	36
AR_Type A	55.2	11.5	22.2	35

SIGN WIDTH: 11'-6"
HEIGHT: 12'-0"
TOTAL AREA: 138.0 Sq.Ft.

BORDER TYPE: FLUSH
RECESS: 0"
WIDTH: 2"
RADIUS: 12"

NO. Z BARS: 3
LENGTH: 130.0

MAT'L: 0.125" (3.2 mm) ALUMINUM

DESIGN BY: NE BURNS CHECKED BY: WJ HAMILTON DATE: May 13, 2013
PROJECT ID: R-4750 DIV: 9

USE NOTES: 1,2,3
1. Legend and border (except those that are colored black) shall be direct applied Grade C sheeting.
2. Background shall be Grade C reflective sheeting.
3. Shields: A, B, and C type arrows shall be on 0.032" (0.8mm) aluminum and demountable.


Spacing Factor is 1 unless specified otherwise

LETTER POSITIONS

Letter spacings are to start of next letter										Series/Size
										Text Length
	T	O								E 2000
	34.9	10.7	10.1	82.4						20.8
	N	O	R	T	H					E 2000
	13.5	12.2	3.1	12.8	11	11	9.7	84.5		59.9
	T	O								E 2000
	96.1	16.7	10.1	21.2						20.8

FILENAME: Nicks Sign Designs NORTH CAROLINA D.O.T. SIGN DETAIL

APPROVED: *WJH*
DATE: 6/27/13



SIGN NUMBER: 109B **BACKG COLOR:** Green **DESIGN BY:** NE BURNS **CHECKED BY:** WJ HAMILTON **DATE:** Jun 24, 2013
TYPE: A **COPY COLOR:** White **PROJECT ID:** R-4750 **DIV:** 9

QUANTITY: 1

SYMBOL	X	Y	WID	HT

SIGN WIDTH: 21'-0" **HEIGHT:** 5'-6" **TOTAL AREA:** 116.5 Sq.Ft.
BORDER TYPE: FLUSH **RECESS:** 0" **WIDTH:** 2" **RADII:** 9"
MAT'L: 0.125" (3.2 mm) ALUMINUM

USE NOTES: 1,2
 1. Legend and border(except those that are colored black) shall be direct applied Grade C sheeting.
 2. Background shall be Grade C reflective sheeting.

LETTER POSITIONS

Letter spacings are to start of next letter													Series/Size					
													Text Length					
15.4	17.8	10.4	14.1	15.5	10.8	16	17	14.1	14.1	17	8.2	13.8	10.6	16	15.8	10.6	15.4	EM 2000
													221.3					
	1/4																	E 2000
91	22	15	12	4.4	9.2	7.5	91											70.1

FILENAME: Nicks Sign Designs NORTH CAROLINA D.O.T. SIGN DETAIL

SIGN NUMBER: 110B **BACKG COLOR:** Green **DESIGN BY:** NE BURNS **CHECKED BY:** WJ HAMILTON **DATE:** May 13, 2013
TYPE: A **COPY COLOR:** White **PROJECT ID:** R-4750 **DIV:** 9

QUANTITY: 1

SYMBOL	X	Y	WID	HT
W1_1	25.5	36.2	36	36
W1-5-2-36-15C	88.6	36.2	36	36

SIGN WIDTH: 11'-6" **HEIGHT:** 11'-0" **TOTAL AREA:** 126.5 Sq.Ft.
BORDER TYPE: FLUSH **RECESS:** 0" **WIDTH:** 2" **RADII:** 12"
MAT'L: 0.125" (3.2 mm) ALUMINUM

USE NOTES: 1,2,3
 1. Legend and border(except those that are colored black) shall be direct applied Grade C sheeting.
 2. Background shall be Grade C reflective sheeting.
 3. Shields; A, B, and C type arrows shall be on 0.032" (0.8mm) aluminum and demountable.

LETTER POSITIONS

Letter spacings are to start of next letter													Series/Size					
													Text Length					
34.8	10.7	10.1	82.4											E 2000				
													20.8					
13.5	12.2	3.1	12.8	11	11	9.7	84.5							E 2000				
													59.9					
96.1	10.7	10.1	21.2											E 2000				
													20.8					
	1/2																	E 2000
34	22	16	12	4.4	9.2	7.5	34											70.1

FILENAME: Nicks Sign Designs NORTH CAROLINA D.O.T. SIGN DETAIL

SIGN NUMBER: 111B **BACKG COLOR:** Green **DESIGN BY:** NE BURNS **CHECKED BY:** WJ HAMILTON **DATE:** Jun 24, 2013
TYPE: A **COPY COLOR:** White **PROJECT ID:** R-4750 **DIV:** 9

QUANTITY: 1

SYMBOL	X	Y	WID	HT
AR_Type A	112.2	14.2	22.2	35

SIGN WIDTH: 21'-0" **HEIGHT:** 7'-0" **TOTAL AREA:** 147.0 Sq.Ft.
BORDER TYPE: FLUSH **RECESS:** 0" **WIDTH:** 2" **RADII:** 9"
MAT'L: 0.125" (3.2 mm) ALUMINUM

USE NOTES: 1,2,3
 1. Legend and border(except those that are colored black) shall be direct applied Grade C sheeting.
 2. Background shall be Grade C reflective sheeting.
 3. Shields; A, B, and C type arrows shall be on 0.032" (0.8mm) aluminum and demountable.

LETTER POSITIONS

Letter spacings are to start of next letter													Series/Size					
													Text Length					
15.4	17.8	10.4	14.1	15.5	10.8	16	17	14.1	14.1	17	8.2	13.8	10.6	16	15.8	10.6	15.4	EM 2000
													221.3					

FILENAME: Nicks Sign Designs NORTH CAROLINA D.O.T. SIGN DETAIL

SIGN NUMBER: 203,204 **BACKG COLOR:** Green **DESIGN BY:** NE BURNS **CHECKED BY:** WJ HAMILTON **DATE:** Feb 21, 2013
TYPE: A **COPY COLOR:** White **PROJECT ID:** R-4750 **DIV:** 9

QUANTITY: 2

SYMBOL	X	Y	WID	HT
AR_Type A	46	6.7	18	28.4

SIGN WIDTH: 6'-6" **HEIGHT:** 5'-0" **TOTAL AREA:** 32.5 Sq.Ft.
BORDER TYPE: FLUSH **RECESS:** 0" **WIDTH:** 2" **RADII:** 6"
MAT'L: 0.125" (3.2 mm) ALUMINUM

USE NOTES: 1,2
 1. Legend and border(except those that are colored black) shall be direct applied Grade C sheeting.
 2. Background shall be Grade C reflective sheeting.

LETTER POSITIONS

Letter spacings are to start of next letter							Series/Size
							Text Length
20.5	10.6	13	4.6	8.9	20.5		EM 2000
							37
9.7	15.8	12.2	40.2				D 2000
							28.1


FILENAME: Nicks Sign Designs NORTH CAROLINA D.O.T. SIGN DETAIL

TIP NO. R-4750 SHEET NO. SIGN-9

APPROVED: *[Signature]*

DATE: 6/27/13

SEAL



SIGN NUMBER: 18 BACKG COLOR: Green
 TYPE: A COPY COLOR: White
 QUANTITY: 1

SYMBOL	X	Y	WID	HT
W1_1	25.5	38.2	36	36
W1-S-2-36-15C	88.5	38.2	36	36

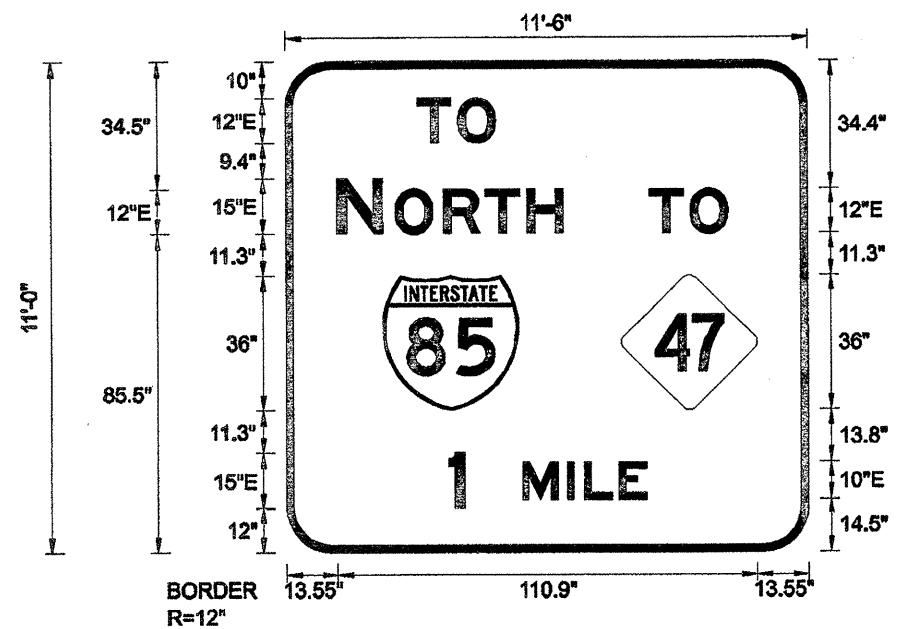
SIGN WIDTH: 11'-6"
 HEIGHT: 11'-0"
 TOTAL AREA: 126.5 Sq.Ft.

BORDER TYPE: FLUSH
 RECESS: 0"
 WIDTH: 2"
 RADII: 12"

NO. Z BARS: 3
 LENGTH: 130.0

MAT'L: 0.125" (3.2 mm) ALUMINUM

DESIGN BY: NE BURNS CHECKED BY: WJ HAMILTON DATE: May 14, 2013
 PROJECT ID: R-4750 DIV: 9



Spacing Factor is 1 unless specified otherwise

LETTER POSITIONS

Letter spacings are to start of next letter

Letter	Series/Size	Text Length
T O	E 2000	20.8
34.8 10.7 10.1 82.4		
N O R T H	E 2000	69.9
19.5 12.2 3.1 12.8 11 11 9.7 64.5		
T O	E 2000	20.8
96.1 10.7 10.1 21.2		
I N T E R	E 2000	52.6
42.7 4.5 15 12 4.4 9.2 7.5 42.7		

FILENAME: Nicks Sign Designs NORTH CAROLINA D.O.T. SIGN DETAIL

SIGN NUMBER: 112B BACKG COLOR: Green
 TYPE: A COPY COLOR: White
 QUANTITY: 1

SYMBOL	X	Y	WID	HT

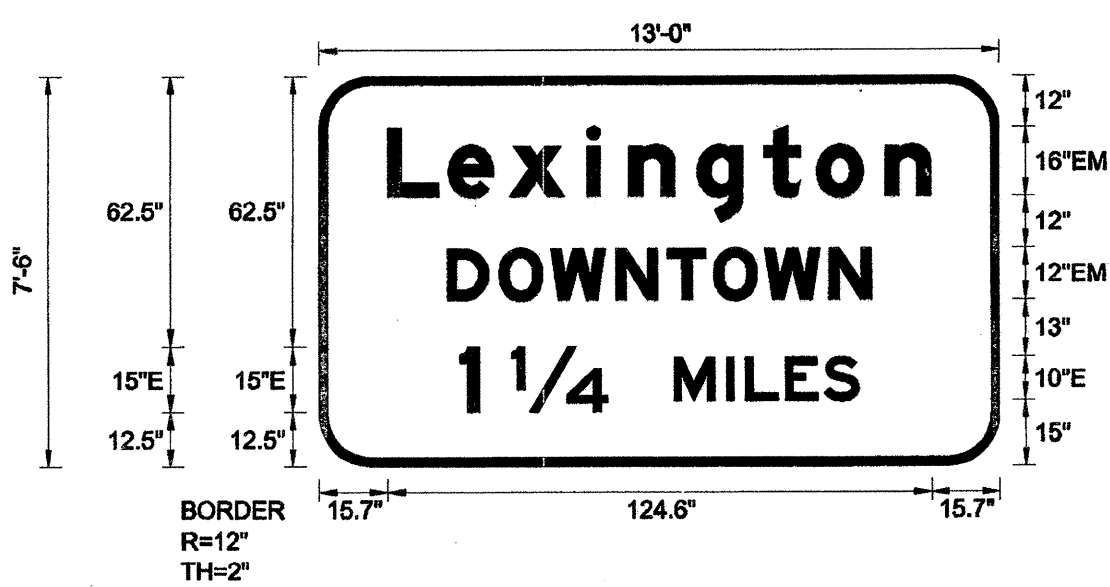
SIGN WIDTH: 13'-0"
 HEIGHT: 7'-6"
 TOTAL AREA: 97.5 Sq.Ft.

BORDER TYPE: FLUSH
 RECESS: 0"
 WIDTH: 2"
 RADII: 12"

NO. Z BARS: 3
 LENGTH: 148.0

MAT'L: 0.125" (3.2 mm) ALUMINUM

DESIGN BY: NE BURNS CHECKED BY: WJ HAMILTON DATE: May 02, 2013
 PROJECT ID: R-4750 DIV: 9



Spacing Factor is 1 unless specified otherwise

LETTER POSITIONS

Letter spacings are to start of next letter

Letter	Series/Size	Text Length
L e x i n g t o n	EM 2000	124.6
15.7 13.9 14.1 17.8 9.6 15.5 15.4 12 15.8 10.6 15.7		
D O W N T O W N	EM 2000	97.6
29.2 12.1 11.8 14.9 11.9 10.6 11.8 14.9 9.7 29.2		
1 1/4 M I L E S	E 2000	91.6
32.2 4.5 7.5 22 15 12 4.4 9.2 8.9 8.1 32.2		

FILENAME: Nicks Sign Designs NORTH CAROLINA D.O.T. SIGN DETAIL

SIGN NUMBER: 2B BACKG COLOR: Green
 TYPE: A COPY COLOR: White
 QUANTITY: 1

SYMBOL	X	Y	WID	HT
AR_Type A	112.2	11.2	22.2	35

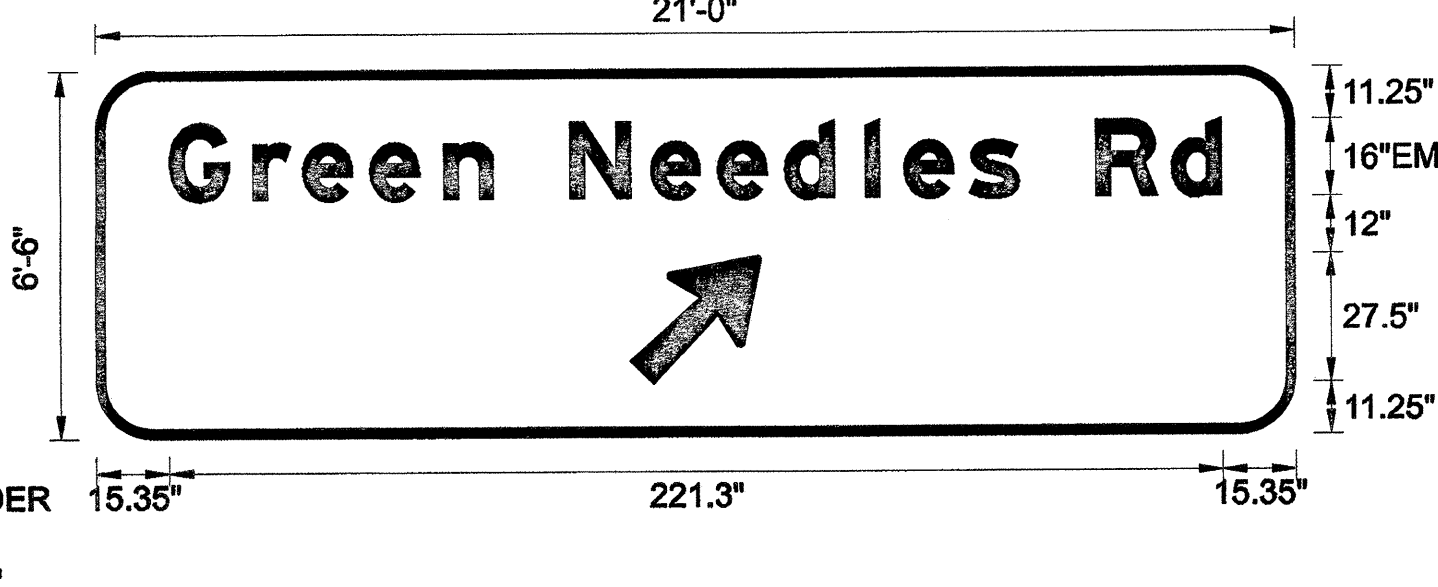
SIGN WIDTH: 21'-0"
 HEIGHT: 6'-6"
 TOTAL AREA: 136.5 Sq.Ft.

BORDER TYPE: FLUSH
 RECESS: 0"
 WIDTH: 2"
 RADII: 9"

NO. Z BARS: 2
 LENGTH: 244.0

MAT'L: 0.125" (3.2 mm) ALUMINUM

DESIGN BY: NE BURNS CHECKED BY: WJ HAMILTON DATE: Jun 24, 2013
 PROJECT ID: R-4750 DIV: 9



Spacing Factor is 1 unless specified otherwise


LETTER POSITIONS

Letter spacings are to start of next letter

Letter	Series/Size	Text Length
G r e e n N e e d l e s R d	EM 2000	221.3
15.4 17.8 10.4 14.1 15.5 10.6 16 17 14.1 14.1 17 8.2 19.8 10.6 16 15.8 10.6 15.4		

FILENAME: Nicks Sign Designs NORTH CAROLINA D.O.T. SIGN DETAIL

Prepared in the offices of:



RAMEY KEMP ASSOCIATES, INC.
 TRANSPORTATION DESIGNERS
 8084 Farrington Place, Suite 100
 Raleigh, North Carolina 27605
 919-475-5115 Tel. 919-475-5410 Fax
 www.rameykemp.com

TYPE "A" SIGNS

SIGN NUMBER: 38 BACKG COLOR: Green TYPE: A QUANTITY: 1
 COPY COLOR: White
 DESIGN BY: NE BURNS CHECKED BY: WJ HAMILTON DATE: May 01, 2013
 PROJECT ID: R-4750 DIV: 9

SYMBOL	X	Y	WID	HT
W1_4	66	104.6	36	36
W1_4	118	104.6	36	36
ARDOWN	63.4	8.7	32	22

SIGN WIDTH: 14'-0" HEIGHT: 13'-0" TOTAL AREA: 182.0 Sq.Ft.
 BORDER TYPE: FLUSH RECESS: 0" WIDTH: 2" RADII: 12"
 NO. Z BARS: 4 LENGTH: 160.0 MAT'L: 0.125" (3.2 mm) ALUMINUM

USE NOTES: 1,2,3,4
 1. Legend and border(except those that are colored black) shall be direct applied Grade A sheeting.
 2. Background shall be Grade C reflective sheeting.
 3. Shields: A, B, and C type arrows shall be on 0.002" (0.0mm) aluminum and demountable.
 4. Bottom panel shall be yellow Grade C sheeting. Legend shall be direct applied black non-reflective sheeting. Yellow panel is: 168" X 36" with 2" inset and 2" border

LETTER POSITIONS

Letter spacings are to start of next letter											Series/Size	
	H	I	G	H	P	O	I	N	T		Text Length	
16.7	16.4	8.2	17	10.6	16	15.4	15.8	9.6	15.4	8.3	16.7	EM 2000
												134.6
57.7	4.5	15	12	4.4	8.2	7.5	57.7					E 2000
												62.6
14.7	10.7	12.8	4.2	9	116.8							E 2000
												36.7
105.4	12.8	12.8	10	12.2	14.7							E 2000
												47.9

FILENAME: Hicks Sign Designs NORTH CAROLINA D.O.T. SIGN DETAIL

SIGN NUMBER: 114B BACKG COLOR: Green TYPE: A QUANTITY: 1
 COPY COLOR: White
 DESIGN BY: NE BURNS CHECKED BY: WJ HAMILTON DATE: May 13, 2013
 PROJECT ID: R-4750 DIV: 9

SYMBOL	X	Y	WID	HT

SIGN WIDTH: 13'-0" HEIGHT: 7'-6" TOTAL AREA: 97.5 Sq.Ft.
 BORDER TYPE: FLUSH RECESS: 0" WIDTH: 2" RADII: 12"
 NO. Z BARS: 3 LENGTH: 148.0 MAT'L: 0.125" (3.2 mm) ALUMINUM

USE NOTES: 1,2
 1. Legend and border(except those that are colored black) shall be direct applied Grade C sheeting.
 2. Background shall be Grade C reflective sheeting.

LETTER POSITIONS

Letter spacings are to start of next letter											Series/Size
	L	O	X	I	N	G	T	O	N		Text Length
15.7	13.9	14.1	17.8	9.6	15.5	15.4	12	15.8	10.6	15.7	EM 2000
											124.6
29.2	12.1	11.8	14.9	11.9	10.6	11.8	14.9	9.7	29.2		EM 2000
											97.6
43	22	15	12	4.4	8.2	7.5	43				E 2000
											70.1

FILENAME: Hicks Sign Designs NORTH CAROLINA D.O.T. SIGN DETAIL

TYPE "A" SIGNS

SIGN NUMBER: 48 TYPE: A QUANTITY: 1
 SIGN WIDTH: 16'-6" HEIGHT: 5'-6" TOTAL AREA: 90.8 Sq.Ft.
 BORDER TYPE: FLUSH RECESS: 0" WIDTH: 2" RADII: 9"
 NO. Z BARS: 2 LENGTH: 190.0
 MAT'L: 0.125" (3.2 mm) ALUMINUM

DESIGN BY: NE BURNS CHECKED BY: WJ HAMILTON DATE: Jun 24, 2013
 PROJECT ID: R-4750 DIV: 9

USE NOTES: 1,2,3
 1. Legend and border(except those that are colored black) shall be direct applied Grade A sheeting.
 2. Background shall be Grade C reflective sheeting.
 3. Shields: A, B, and C type arrows shall be on 0.032" (0.8mm) aluminum and demountable.

Spacing Factor is 1 unless specified otherwise

LETTER POSITIONS

Letter spacings are to start of next letter															Series/Size
															Text Length
L	e	x	i	n	g	t	o	n							EM 2000
15	13.0	14.1	17.8	9.6	15.5	15.4	12	15.8	10.6	59.3					124.6
D	o	w	n	t	o	w	n								EM 2000
28.6	12.1	11.8	14.9	11.9	10.6	11.8	14.9	9.7	71.9						97.6

FILENAME: Hicks Sign Designs NORTH CAROLINA D.O.T. SIGN DETAIL

SIGN NUMBER: 68 TYPE: A QUANTITY: 1
 SIGN WIDTH: 13'-0" HEIGHT: 8'-0" TOTAL AREA: 104.0 Sq.Ft.
 BORDER TYPE: FLUSH RECESS: 0" WIDTH: 2" RADII: 12"
 NO. Z BARS: 3 LENGTH: 148.0
 MAT'L: 0.125" (3.2 mm) ALUMINUM

DESIGN BY: NE BURNS CHECKED BY: WJ HAMILTON DATE: Apr 11, 2013
 PROJECT ID: R-4750 DIV: 9

USE NOTES: 1,2,3,4
 1. Legend and border(except those that are colored black) shall be direct applied Grade A sheeting.
 2. Background shall be Grade C reflective sheeting.
 3. Shields: A, B, and C type arrows shall be on 0.032" (0.8mm) aluminum and demountable.
 4. Bottom panel shall be yellow Grade C sheeting. Legend shall be direct applied black non-reflective sheeting. Yellow panel is: 156" X 36" with 2" inset and 2" border

Spacing Factor is 1 unless specified otherwise

LETTER POSITIONS

Letter spacings are to start of next letter															Series/Size
															Text Length
L	e	x	i	n	g	t	o	n							EM 2000
15.7	13.9	14.1	17.8	9.6	15.5	15.4	12	15.8	10.6	15.7					124.6
D	o	w	n	t	o	w	n								EM 2000
29.2	12.1	11.8	14.9	11.9	10.6	11.8	14.9	9.7	29.2						97.6
E	x	i	t												E 2000
11.3	10.7	12.8	4.2	9	108										36.7
O	n	l	y												E 2000
96.8	12.8	12.8	10	12.2	11.3										47.9

FILENAME: Hicks Sign Designs NORTH CAROLINA D.O.T. SIGN DETAIL

SIGN NUMBER: 68 TYPE: A QUANTITY: 1
 SIGN WIDTH: 21'-0" HEIGHT: 5'-6" TOTAL AREA: 115.5 Sq.Ft.
 BORDER TYPE: FLUSH RECESS: 0" WIDTH: 2" RADII: 9"
 NO. Z BARS: 2 LENGTH: 244.0
 MAT'L: 0.125" (3.2 mm) ALUMINUM

DESIGN BY: NE BURNS CHECKED BY: WJ HAMILTON DATE: Jun 24, 2013
 PROJECT ID: R-4750 DIV: 9

USE NOTES: 1,2
 1. Legend and border(except those that are colored black) shall be direct applied Grade A sheeting.
 2. Background shall be Grade C reflective sheeting.

Spacing Factor is 1 unless specified otherwise

LETTER POSITIONS

Letter spacings are to start of next letter															Series/Size
															Text Length
G	r	e	e	n	N	e	e	d	l	e	s	R	d		EM 2000
15.4	17.8	10.4	14.1	15.5	10.6	16	17	14.1	14.1	17	8.2	15.8	10.6	15.4	221.3
1	M	I	L	E											E 2000
99.7	4.5	16	12	4.4	9.2	7.5	99.7								52.6

FILENAME: Hicks Sign Designs NORTH CAROLINA D.O.T. SIGN DETAIL

APPROVED: *WJH*
DATE: 6/2/13



SIGN NUMBER: 88 **BACKG COLOR:** Green **DESIGN BY:** NE BURNS **CHECKED BY:** WJ HAMILTON **DATE:** May 31, 2013
TYPE: A **COPY COLOR:** White **PROJECT ID:** R-4750 **DIV:** 9

QUANTITY: 1
SIGN WIDTH: 13'-6" **HEIGHT:** 10'-6" **TOTAL AREA:** 141.8 Sq.Ft.
BORDER TYPE: FLUSH **RECESS:** 0" **WIDTH:** 2" **RADII:** 12"
NO. Z BARS: 3 **LENGTH:** 154.0 **MAT'L:** 0.125" (3.2 mm) ALUMINUM

SYMBOL	X	Y	WID	HT
ARROW	60.4	8.8	30	20.6

Spacing Factor is 1 unless specified otherwise

LETTER POSITIONS

Letter spacings are to start of next letter

Series/Size	Text Length
EM 2000	124.6
EM 2000	97.6
E 2000	36.7
E 2000	47.9

FILENAME: Nicks Sign Designs NORTH CAROLINA D.O.T. SIGN DETAIL

SIGN NUMBER: 115B **BACKG COLOR:** Green **DESIGN BY:** NE BURNS **CHECKED BY:** WJ HAMILTON **DATE:** May 02, 2013
TYPE: A **COPY COLOR:** White **PROJECT ID:** R-4750 **DIV:** 9

QUANTITY: 1
SIGN WIDTH: 13'-0" **HEIGHT:** 7'-8" **TOTAL AREA:** 97.5 Sq.Ft.
BORDER TYPE: FLUSH **RECESS:** 0" **WIDTH:** 2" **RADII:** 9"
NO. Z BARS: 3 **LENGTH:** 148.0 **MAT'L:** 0.125" (3.2 mm) ALUMINUM

SYMBOL	X	Y	WID	HT
ARROW	60.4	8.8	30	20.6

Spacing Factor is 1 unless specified otherwise

LETTER POSITIONS

Letter spacings are to start of next letter

Series/Size	Text Length
EM 2000	124.6
EM 2000	97.6
E 2000	32.6

FILENAME: Nicks Sign Designs NORTH CAROLINA D.O.T. SIGN DETAIL

SIGN NUMBER: 7 **BACKG COLOR:** Yellow **DESIGN BY:** NE BURNS **CHECKED BY:** WJ HAMILTON **DATE:** May 02, 2013
TYPE: A **COPY COLOR:** Black **PROJECT ID:** R-4750 **DIV:** 9

QUANTITY: 1
SIGN WIDTH: 7'-0" **HEIGHT:** 8'-0" **TOTAL AREA:** 59.5 Sq.Ft.
BORDER TYPE: RECESSED **RECESS:** 2" **WIDTH:** 2" **RADII:** 9"
NO. Z BARS: 3 **LENGTH:** 76.0 **MAT'L:** 0.125" (3.2 mm) ALUMINUM

SYMBOL	X	Y	WID	HT
ARROW	26	7.3	32	22

Spacing Factor is 1 unless specified otherwise

LETTER POSITIONS

Letter spacings are to start of next letter

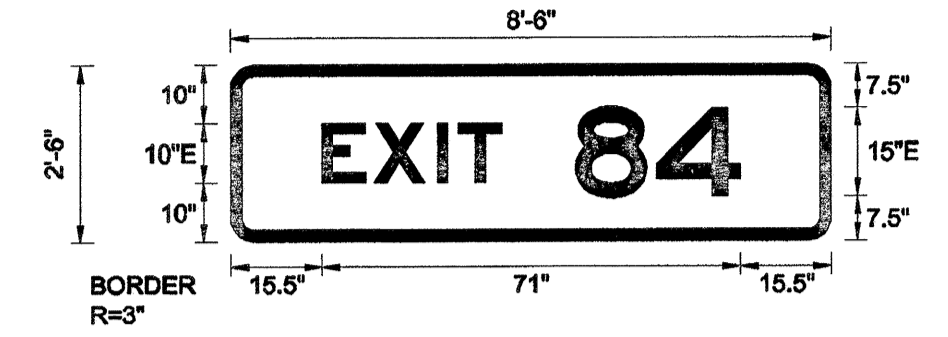
Series/Size	Text Length
E 2000	46.1
E 2000	45.7
E 2000	65.3

FILENAME: Nicks Sign Designs NORTH CAROLINA D.O.T. SIGN DETAIL

SIGN NUMBER: 1A TYPE: B QUANTITY: 1
 SIGN WIDTH: 8'-6" HEIGHT: 2'-6" TOTAL AREA: 21.3 Sq.Ft.
 BORDER TYPE: FLUSH RECESS: 0" WIDTH: 0" RADII: 3"
 NO. Z BARS: 2 LENGTH: 94.0
 MAT'L: 0.125" (3.2 mm) ALUMINUM

BACKG COLOR: Green COPY COLOR: White

DESIGN BY: NE BURNS CHECKED BY: WJ HAMILTON DATE: May 01, 2013
 PROJECT ID: R-4750 DIV: 9



USE NOTES: 1,2
 1. Legend and border(except those that are colored black) shall be direct applied Grade A sheeting.
 2. Background shall be Grade C reflective sheeting.

LETTER POSITIONS

Letter spacings are to start of next letter

Series/Size	E	X	I	T	8	4	Text Length
E 2000	15.5	8.9	10.7	3.5	7.5	55.9	30.6
E 2000	58.6	18.8	14.1	15.5			27.9

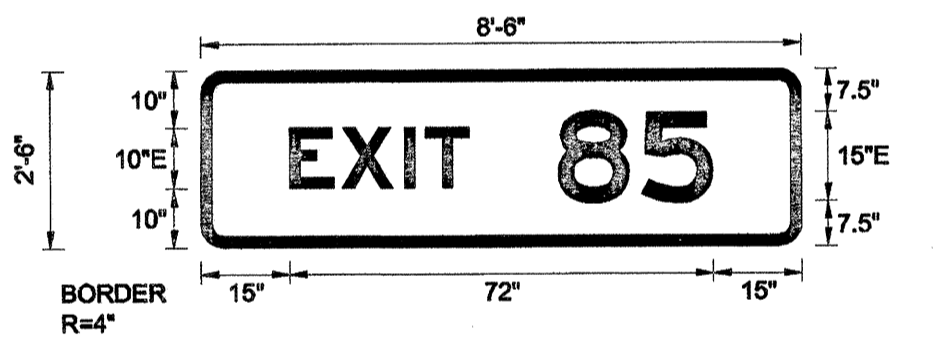
Spacing Factor is 1 unless specified otherwise

NORTH CAROLINA D.O.T. SIGN DETAIL

SIGN NUMBER: 2A,5A TYPE: B QUANTITY: 2
 SIGN WIDTH: 8'-6" HEIGHT: 2'-6" TOTAL AREA: 21.3 Sq.Ft.
 BORDER TYPE: FLUSH RECESS: 0" WIDTH: 0" RADII: 3"
 NO. Z BARS: 2 LENGTH: 94.0
 MAT'L: 0.125" (3.2 mm) ALUMINUM

BACKG COLOR: Green COPY COLOR: White

DESIGN BY: NE BURNS CHECKED BY: WJ HAMILTON DATE: May 01, 2013
 PROJECT ID: R-4750 DIV: 9



USE NOTES: 1,2
 1. Legend and border(except those that are colored black) shall be direct applied Grade A sheeting.
 2. Background shall be Grade A, B, or C reflective sheeting.

LETTER POSITIONS

Letter spacings are to start of next letter

Series/Size	E	X	I	T	8	5	Text Length
E 2000	15	8.9	10.7	3.5	7.5	15	72


Spacing Factor is 1 unless specified otherwise

NORTH CAROLINA D.O.T. SIGN DETAIL

SIGN NUMBER: 4A,6A,8A TYPE: B QUANTITY: 3
 SIGN WIDTH: 8'-6" HEIGHT: 2'-6" TOTAL AREA: 21.3 Sq.Ft.
 BORDER TYPE: FLUSH RECESS: 0" WIDTH: 0" RADII: 3"
 NO. Z BARS: 2 LENGTH: 94.0
 MAT'L: 0.125" (3.2 mm) ALUMINUM

BACKG COLOR: Green COPY COLOR: White

DESIGN BY: NE BURNS CHECKED BY: WJ HAMILTON DATE: May 01, 2013
 PROJECT ID: R-4750 DIV: 9



USE NOTES: 1,2
 1. Legend and border(except those that are colored black) shall be direct applied Grade A sheeting.
 2. Background shall be Grade A, B, or C reflective sheeting.

LETTER POSITIONS

Letter spacings are to start of next letter

Series/Size	E	X	I	T	8	6	Text Length
E 2000	14.8	8.9	10.7	3.5	7.5	15	72.5


Spacing Factor is 1 unless specified otherwise

NORTH CAROLINA D.O.T. SIGN DETAIL

SIGN NUMBER: 3A TYPE: B QUANTITY: 1
 SIGN WIDTH: 8'-6" HEIGHT: 2'-6" TOTAL AREA: 21.3 Sq.Ft.
 BORDER TYPE: FLUSH RECESS: 0" WIDTH: 0" RADII: 3"
 NO. Z BARS: 2 LENGTH: 94.0
 MAT'L: 0.125" (3.2 mm) ALUMINUM

BACKG COLOR: Green COPY COLOR: White

DESIGN BY: NE BURNS CHECKED BY: WJ HAMILTON DATE: May 01, 2013
 PROJECT ID: R-4750 DIV: 9



USE NOTES: 1,2
 1. Legend and border(except those that are colored black) shall be direct applied Grade A sheeting.
 2. Background shall be Grade A, B, or C reflective sheeting.

LETTER POSITIONS

Letter spacings are to start of next letter

Series/Size	E	X	I	T	8	7	Text Length
E 2000	15.2	8.9	10.7	3.5	7.5	15	71.6

Spacing Factor is 1 unless specified otherwise

NORTH CAROLINA D.O.T. SIGN DETAIL

APPROVED: *[Signature]*
 DATE: 6/27/13



SIGN NUMBER: 101A,102A,105A
 TYPE: 8
 QUANTITY: 5
 SIGN WIDTH: 8'-6"
 HEIGHT: 2'-6"
 TOTAL AREA: 21.3 Sq.Ft.
 BORDER TYPE: FLUSH
 RECESS: 0"
 WIDTH: 0"
 RADIUS: 3"
 NO. Z BARS: 2
 LENGTH: 94.0
 MAT'L: 0.125" (3.2 mm) ALUMINUM
 USE NOTES: 1,2
 1. Legend and border(except those that are colored black) shall be direct applied Grade C sheeting.
 2. Background shall be Grade C reflective sheeting.

DESIGN BY: NE BURNS
 PROJECT ID: R-4750
 CHECKED BY: WJ HAMILTON
 DIV: 9
 DATE: Jun 05, 2013

Spacing Factor is 1 unless specified otherwise

Letter spacings are to start of next letter										Series/Size	
	E	X	I	T						Text Length	
	15.5	8.9	10.7	3.5	7.5	SS.9					E 2000
											30.6
											E 2000
											27.9

FILENAME: Nicko Sign Designs NORTH CAROLINA D.O.T. SIGN DETAIL

SIGN NUMBER: 107A,109A
 TYPE: 8
 QUANTITY: 4
 SIGN WIDTH: 8'-6"
 HEIGHT: 2'-6"
 TOTAL AREA: 21.3 Sq.Ft.
 BORDER TYPE: FLUSH
 RECESS: 0"
 WIDTH: 0"
 RADIUS: 3"
 NO. Z BARS: 2
 LENGTH: 94.0
 MAT'L: 0.125" (3.2 mm) ALUMINUM
 USE NOTES: 1,2
 1. Legend and border(except those that are colored black) shall be direct applied Grade C sheeting.
 2. Background shall be Grade C reflective sheeting.

DESIGN BY: NE BURNS
 PROJECT ID: R-4750
 CHECKED BY: WJ HAMILTON
 DIV: 9
 DATE: Jun 05, 2013

Spacing Factor is 1 unless specified otherwise

Letter spacings are to start of next letter										Series/Size	
	E	X	I	T						Text Length	
	15	8.9	10.7	3.5	7.5	15	14.3	12.2	15		E 2000
											72

FILENAME: Nicko Sign Designs NORTH CAROLINA D.O.T. SIGN DETAIL

SIGN NUMBER: 112A,114A,115A
 TYPE: 8
 QUANTITY: 3
 SIGN WIDTH: 8'-6"
 HEIGHT: 2'-6"
 TOTAL AREA: 21.3 Sq.Ft.
 BORDER TYPE: FLUSH
 RECESS: 0"
 WIDTH: 0"
 RADIUS: 3"
 NO. Z BARS: 2
 LENGTH: 94.0
 MAT'L: 0.125" (3.2 mm) ALUMINUM
 USE NOTES: 1,2
 1. Legend and border(except those that are colored black) shall be direct applied Grade C sheeting.
 2. Background shall be Grade C reflective sheeting.

DESIGN BY: NE BURNS
 PROJECT ID: R-4750
 CHECKED BY: WJ HAMILTON
 DIV: 9
 DATE: May 21, 2013

Spacing Factor is 1 unless specified otherwise

Letter spacings are to start of next letter										Series/Size	
	E	X	I	T						Text Length	
	14.8	8.9	10.7	3.5	7.5	15	14.7	12.2	14.8		E 2000
											72.5

FILENAME: Nicko Sign Designs NORTH CAROLINA D.O.T. SIGN DETAIL

SIGN NUMBER: 112C
 TYPE: 8
 QUANTITY: 2
 SIGN WIDTH: 3'-0"
 HEIGHT: 3'-0"
 TOTAL AREA: 9 Sq.Ft.
 BORDER TYPE: FLUSH
 RECESS: 0"
 WIDTH: 0"
 RADIUS: 3"
 NO. Z BARS: 2
 LENGTH: 28.0
 MAT'L: 0.125" (3.2 mm) ALUMINUM
 USE NOTES: 1,2
 1. Legend and border(except those that are colored black) shall be direct applied Grade C sheeting.
 2. Background shall be Grade C reflective sheeting.

DESIGN BY: NE BURNS
 PROJECT ID: R-4750
 CHECKED BY: WJ HAMILTON
 DIV: 9
 DATE: May 21, 2013

36 x 36
D9-2

MOUNTED ON SIGNS 112A AND 115A

Spacing Factor is 1 unless specified otherwise

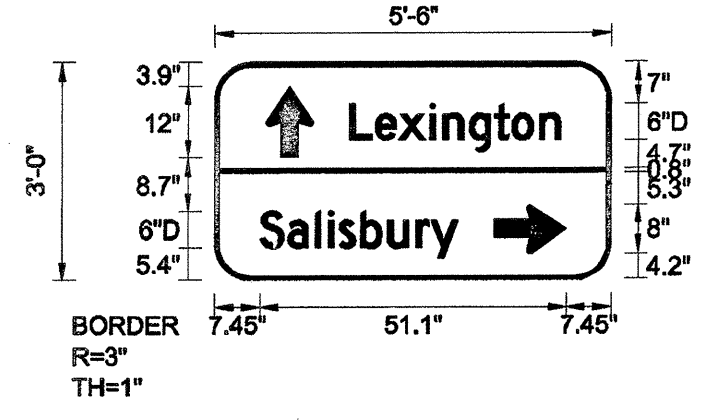
Letter spacings are to start of next letter										Series/Size	
	E	X	I	T						Text Length	

FILENAME: Nicko Sign Designs NORTH CAROLINA D.O.T. SIGN DETAIL

SIGN NUMBER: 301,305 TYPE: D QUANTITY: 2
 SIGN WIDTH: 5'-6" HEIGHT: 3'-0" TOTAL AREA: 16.5 Sq.Ft.
 BORDER TYPE: FLUSH RECESS: 0" WIDTH: 1" RADII: 3"
 NO. Z BARS: LENGTH:

BACKG COLOR: Green COPY COLOR: White
 SYMBOL X Y WID HT
 AR_Type D 6.4 20.1 8 12
 AR_Type D 46.5 4.4 8 12

DESIGN BY: NE BURNS CHECKED BY: WJ HAMILTON DATE: Apr 10, 2013
 PROJECT ID: R-4750 DIV: 9



USE NOTES: 1,2,3
 1. Legend and border(except those that are colored black) shall be direct applied Grade C sheeting.
 2. Background shall be Grade C reflective sheeting.
 3. Shields: A, B, and C type arrows shall be on 0.032" (0.8mm) aluminum and demountable.

Spacing Factor is 1 unless specified otherwise

LETTER POSITIONS
 Letter spacings are to start of next letter

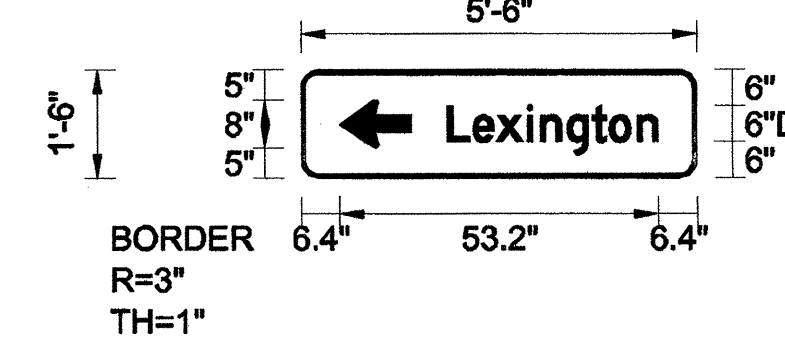
Series/Size	Text Length
D 2000	35.2
D 2000	33.1

FILENAME: Nicks Sign Designs NORTH CAROLINA D.O.T. SIGN DETAIL

SIGN NUMBER: 303,306 TYPE: D QUANTITY: 2
 SIGN WIDTH: 5'-6" HEIGHT: 1'-6" TOTAL AREA: 8.3 Sq.Ft.
 BORDER TYPE: FLUSH RECESS: 0" WIDTH: 1" RADII: 3"
 NO. Z BARS: LENGTH:

BACKG COLOR: Green COPY COLOR: White
 SYMBOL X Y WID HT
 AR_Type D 6.4 5 8 12

DESIGN BY: NE BURNS CHECKED BY: WJ HAMILTON DATE: Apr 10, 2013
 PROJECT ID: R-4750 DIV: 9



USE NOTES: 1,2,3
 1. Legend and border(except those that are colored black) shall be direct applied Grade C sheeting.
 2. Background shall be Grade C reflective sheeting.
 3. Shields: A, B, and C type arrows shall be on 0.032" (0.8mm) aluminum and demountable.

Spacing Factor is 1 unless specified otherwise

LETTER POSITIONS
 Letter spacings are to start of next letter

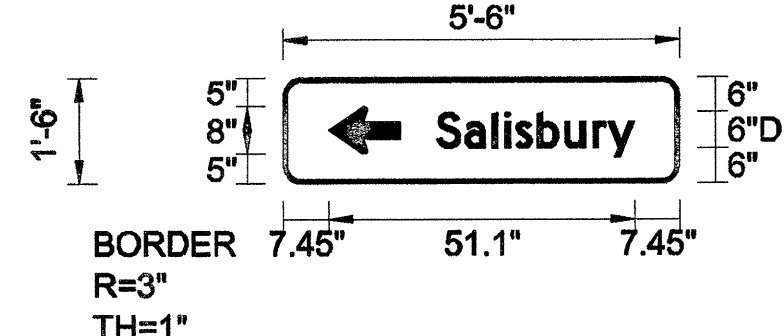
Series/Size	Text Length
D 2000	35.2

FILENAME: Nicks Sign Designs NORTH CAROLINA D.O.T. SIGN DETAIL

SIGN NUMBER: 302,308 TYPE: D QUANTITY: 2
 SIGN WIDTH: 5'-6" HEIGHT: 1'-6" TOTAL AREA: 8.3 Sq.Ft.
 BORDER TYPE: FLUSH RECESS: 0" WIDTH: 1" RADII: 3"
 NO. Z BARS: LENGTH:

BACKG COLOR: Green COPY COLOR: White
 SYMBOL X Y WID HT
 AR_Type D 7.5 5 8 12

DESIGN BY: NE BURNS CHECKED BY: WJ HAMILTON DATE: Apr 10, 2013
 PROJECT ID: R-4750 DIV: 9



USE NOTES: 1,2,3
 1. Legend and border(except those that are colored black) shall be direct applied Grade C sheeting.
 2. Background shall be Grade C reflective sheeting.
 3. Shields: A, B, and C type arrows shall be on 0.032" (0.8mm) aluminum and demountable.


Spacing Factor is 1 unless specified otherwise

LETTER POSITIONS
 Letter spacings are to start of next letter

Series/Size	Text Length
D 2000	33.1

FILENAME: Nicks Sign Designs NORTH CAROLINA D.O.T. SIGN DETAIL

APPROVED: *WJH*
 DATE: *6/27/13*



SIGN NUMBER: 304 BACKG COLOR: Green DESIGN BY: NE BURNS CHECKED BY: WJ HAMILTON DATE: Apr 10, 2013
 TYPE: D COPY COLOR: White PROJECT ID: R-4750 DIV: 9

QUANTITY: 1

SYMBOL	X	Y	WID	HT
AR_Type D	8.4	20.1	8	12
AR_Type D	7.5	4.4	8	12

SIGN WIDTH: 5'-6"
 HEIGHT: 3'-0"
 TOTAL AREA: 16.5 Sq.Ft.

BORDER TYPE: FLUSH
 RECESS: 0"
 WIDTH: 1"
 RADIUS: 3"

NO. Z BARS: MAT'L: 0.125" (3.2 mm) ALUMINUM
 LENGTH:

USE NOTES: 1,2,3
 1. Legend and border (except those that are colored black) shall be direct applied Grade C sheeting.
 2. Background shall be Grade C reflective sheeting.
 3. Shields; A, B, and C type arrows shall be on 0.032" (0.8mm) aluminum and demountable.

Spacing Factor is 1 unless specified otherwise

LETTER POSITIONS

Letter spacings are to start of next letter											Series/Size	
	L	e	x	i	n	g	t	o	n			Text Length
	22.4	4.3	3.8	5.3	2.2	4.4	4.3	2.8	4.6	3.5	8.4	D 2000
												35.2
	25.9	4.7	4.6	2.2	1.8	3.6	4.5	4.7	2.5	4.5	7.5	D 2000
												33.1

FILENAME: Hicks Sign Designs NORTH CAROLINA D.O.T. SIGN DETAIL

SIGN NUMBER: 307 BACKG COLOR: Green DESIGN BY: NE BURNS CHECKED BY: WJ HAMILTON DATE: Apr 10, 2013
 TYPE: D COPY COLOR: White PROJECT ID: R-4750 DIV: 9

QUANTITY: 1

SYMBOL	X	Y	WID	HT
AR_Type D	8.4	20.1	8	12
AR_Type D	46.5	4.4	8	12

SIGN WIDTH: 5'-6"
 HEIGHT: 3'-0"
 TOTAL AREA: 16.5 Sq.Ft.

BORDER TYPE: FLUSH
 RECESS: 0"
 WIDTH: 1"
 RADIUS: 3"

NO. Z BARS: MAT'L: 0.125" (3.2 mm) ALUMINUM
 LENGTH:


USE NOTES: 1,2,3
 1. Legend and border (except those that are colored black) shall be direct applied Grade C sheeting.
 2. Background shall be Grade C reflective sheeting.
 3. Shields; A, B, and C type arrows shall be on 0.032" (0.8mm) aluminum and demountable.

Spacing Factor is 1 unless specified otherwise

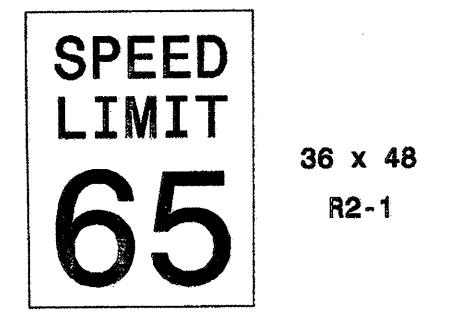
LETTER POSITIONS

Letter spacings are to start of next letter											Series/Size	
	S	a	l	i	s	b	u	r	y			Text Length
	22.4	4.7	4.6	2.2	1.8	3.6	4.5	4.7	2.5	4.6	10.5	D 2000
												33.1
	7.5	4.3	3.8	5.3	2.2	4.4	4.3	2.8	4.6	3.5	23.4	D 2000
												35.2

FILENAME: Hicks Sign Designs NORTH CAROLINA D.O.T. SIGN DETAIL

APPROVED: *W. H. H. H.*
 DATE: 6/27/13
 SEAL


401 QUANTITY REQ'D 4



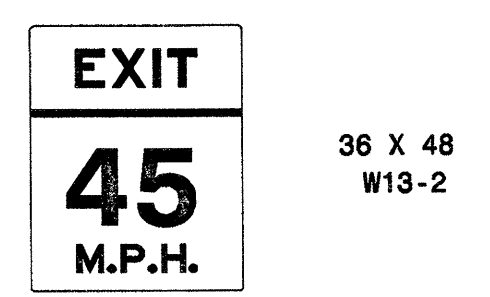
TWO "U" POSTS PER SIGN

406 QUANTITY REQ'D 3



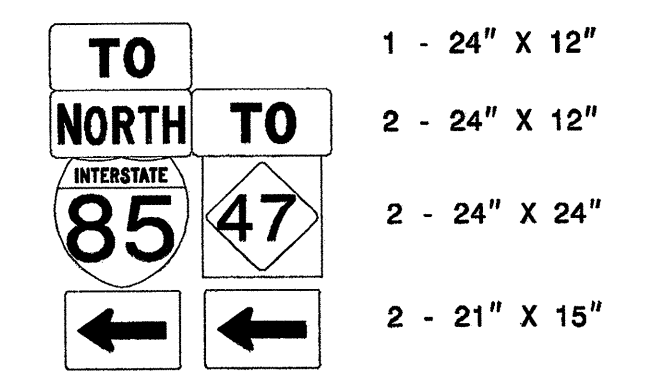
TWO "U" POSTS PER SIGN

410 QUANTITY REQ'D 3



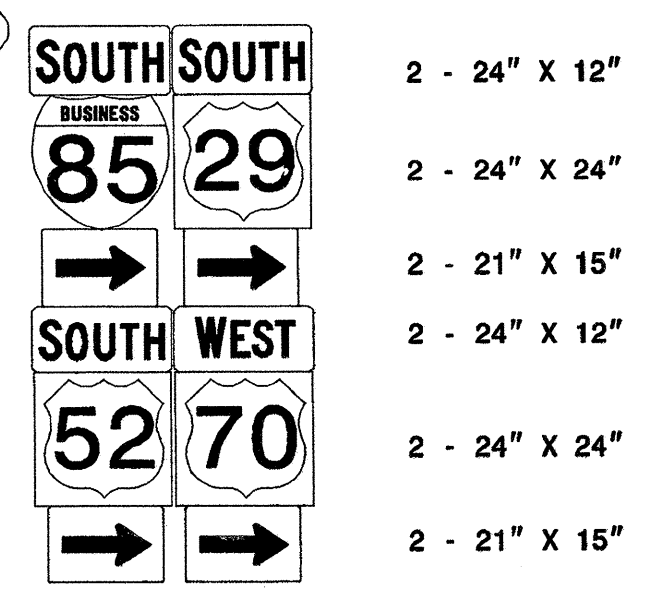
TWO "U" POSTS PER SIGN

501



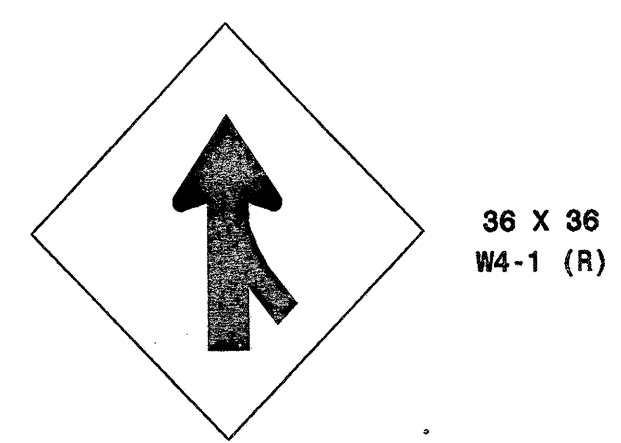
TWO "U" POSTS PER SIGN

507



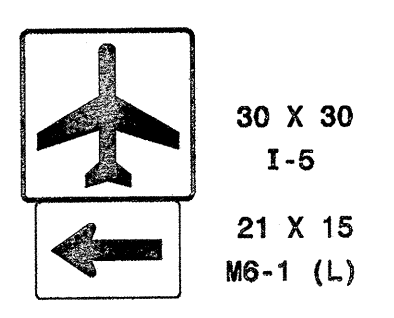
TWO "U" POSTS PER SIGN

402 QUANTITY REQ'D 4



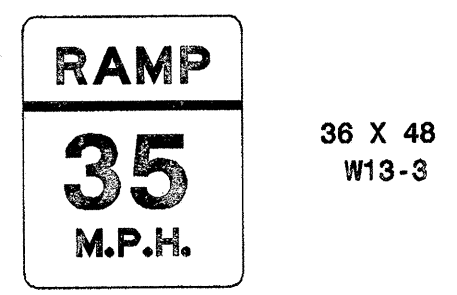
ONE "U" POST PER SIGN

407 QUANTITY REQ'D 1



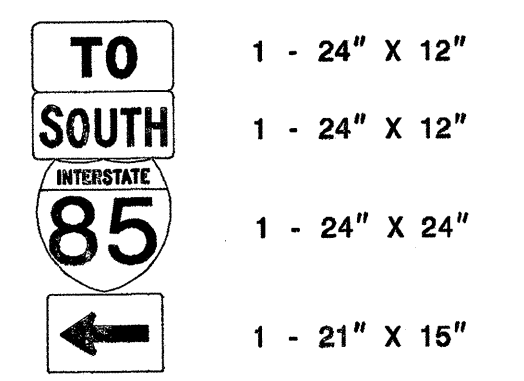
ONE "U" POST PER SIGN

411 QUANTITY REQ'D 4



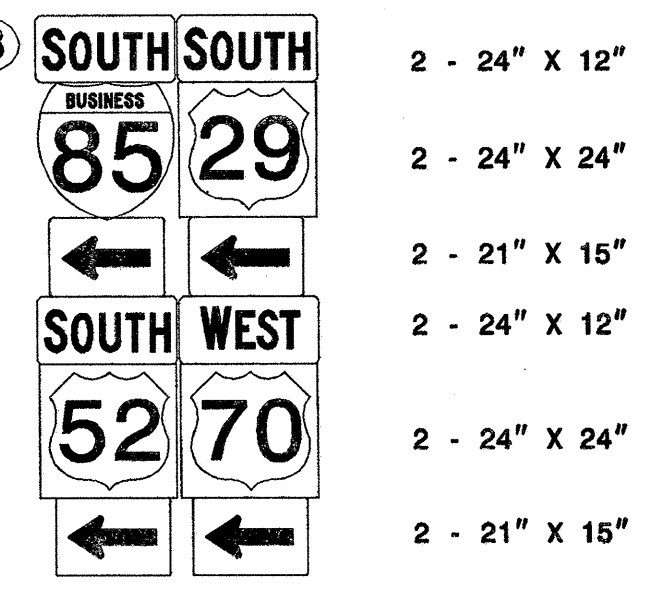
TWO "U" POSTS PER SIGN

502



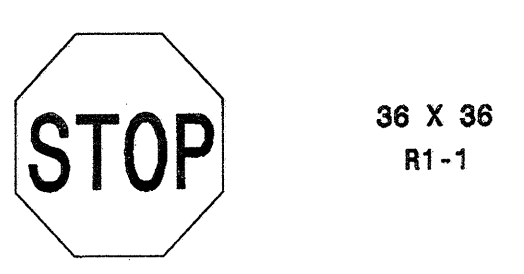
MOUNTED ABOVE SIGN 302

508



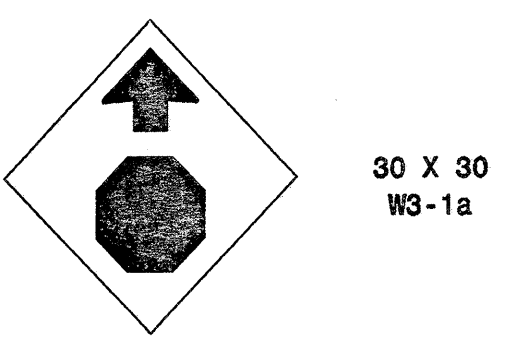
TWO "U" POSTS PER SIGN

403 QUANTITY REQ'D 7



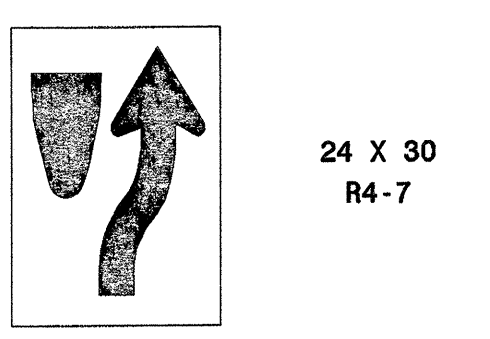
ONE "U" POST PER SIGN

408 QUANTITY REQ'D 1



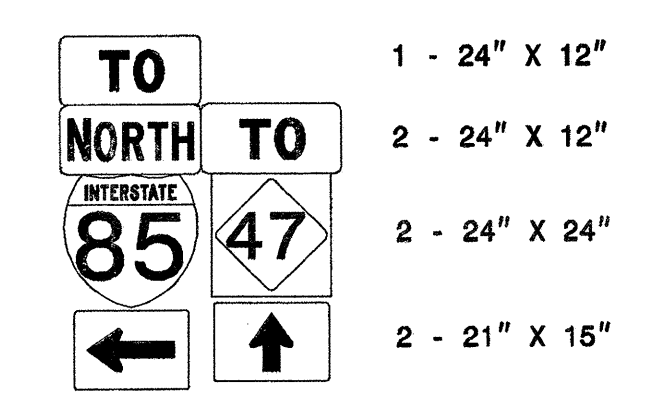
ONE "U" POST PER SIGN

412 QUANTITY REQ'D 1



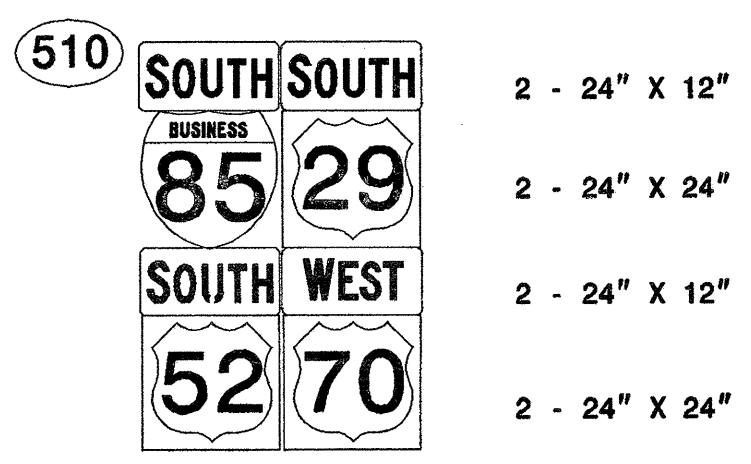
ONE "U" POST PER SIGN

503



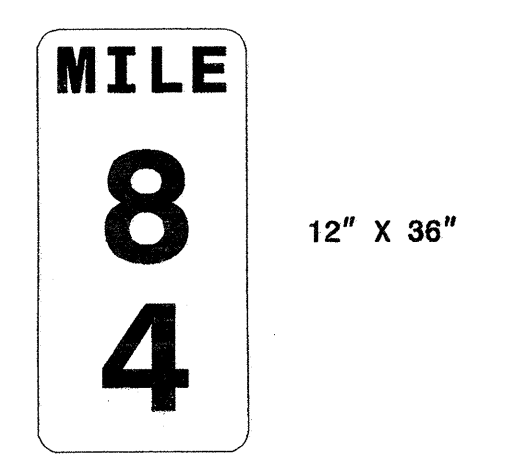
TWO "U" POSTS PER SIGN

509



TWO "U" POSTS PER SIGN

QUANTITY REQ'D 2




ONE "U" POST PER SIGN

404 QUANTITY REQ'D 8



ONE "U" POST PER SIGN

409 QUANTITY REQ'D 4



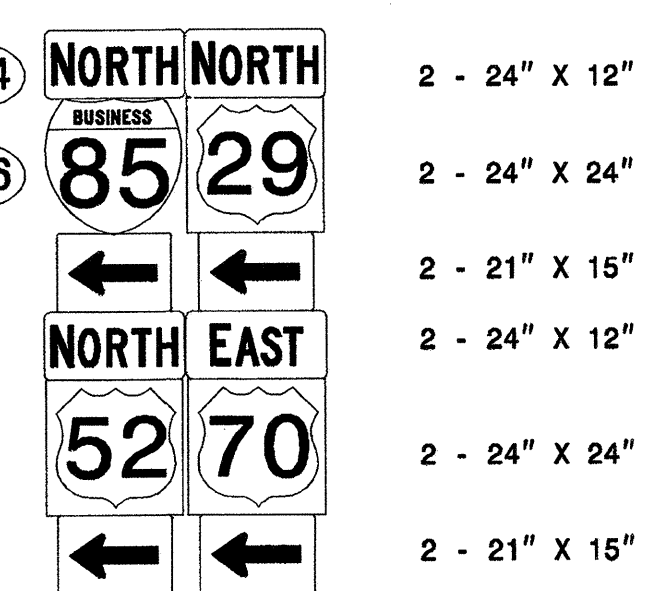
INSTALL ON TWO "U" POSTS PER SIGN SPACED APPROX. 24 INCHES APART ON SUPPORT CENTERS. INSTALL 28 INCH HORIZ. CROSS BRACING LEAVING 1 INCH MARGIN FROM LEFT AND RIGHT EDGES. INSTALLATION HEIGHT: BOTTOM OF SIGN SHALL BE 4 FEET ABOVE THE EDGE OF TRAVEL LANE ELEVATION (LEFT EDGELINE OF RAMP). ALL OTHER PORTIONS OF ROADWAY STANDARD DRAWING 904.50 APPLY. SEE GENERAL NOTE ON SHEET SIGN-1.

413 QUANTITY REQ'D 3



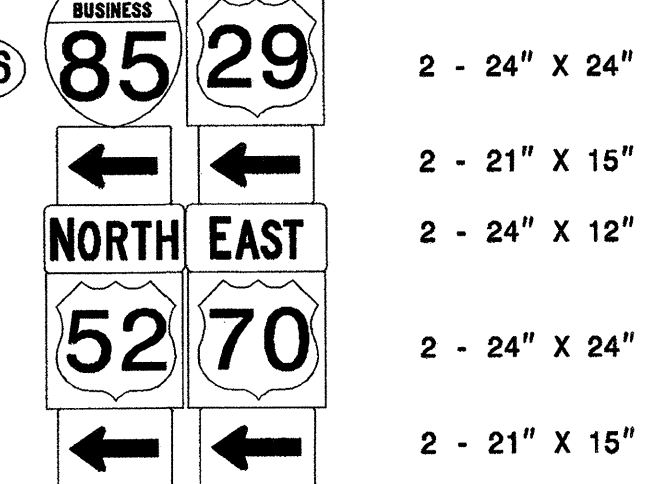
TWO "U" POSTS PER SIGN

504



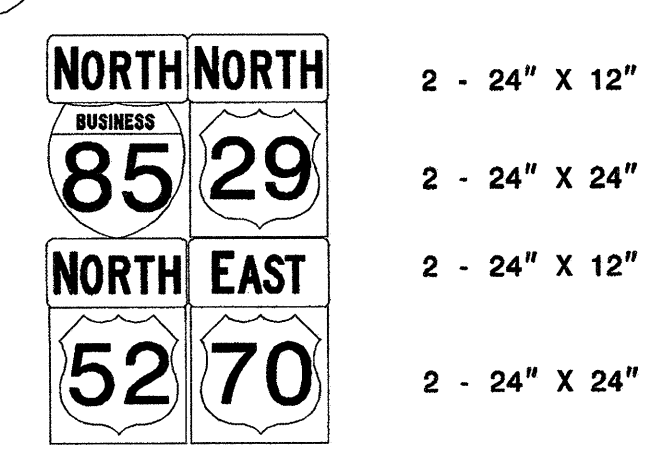
TWO "U" POSTS PER SIGN

506



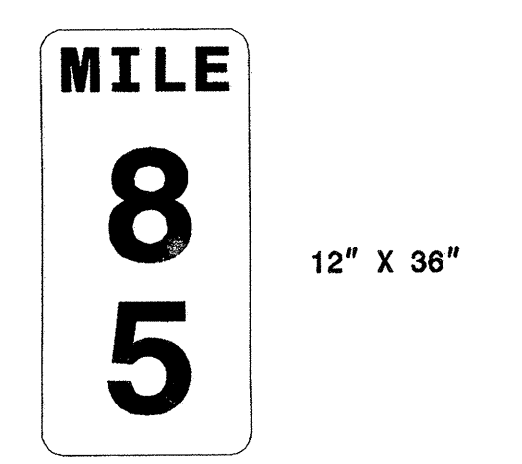
TWO "U" POSTS PER SIGN

511




TWO "U" POSTS PER SIGN

QUANTITY REQ'D 2



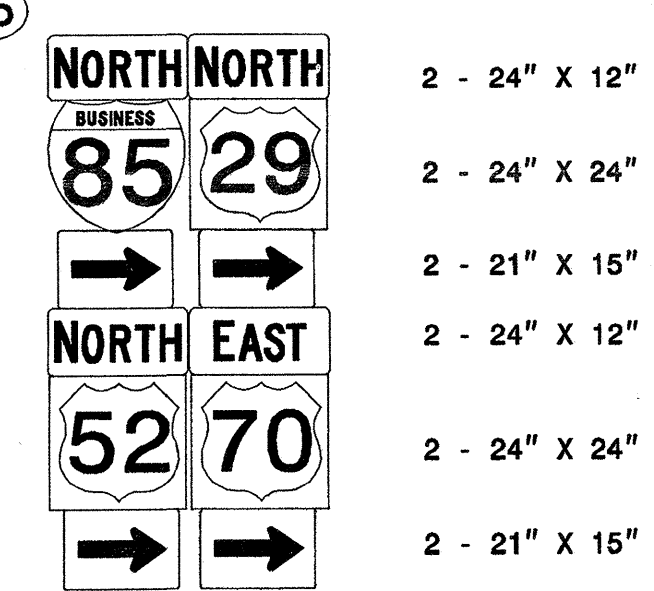
ONE "U" POST PER SIGN

405 QUANTITY REQ'D 6



ONE "U" POST PER SIGN

505




TWO "U" POSTS PER SIGN

Prepared in the offices of:

RAMEY KEMP ASSOCIATES, INC.
 TRANSPORTATION ENGINEERS
 6348 Poppleton Place, Suite 100
 Raleigh, North Carolina 27609
 919-872-8110 FAX 919-872-8118
 www.rameykemp.com

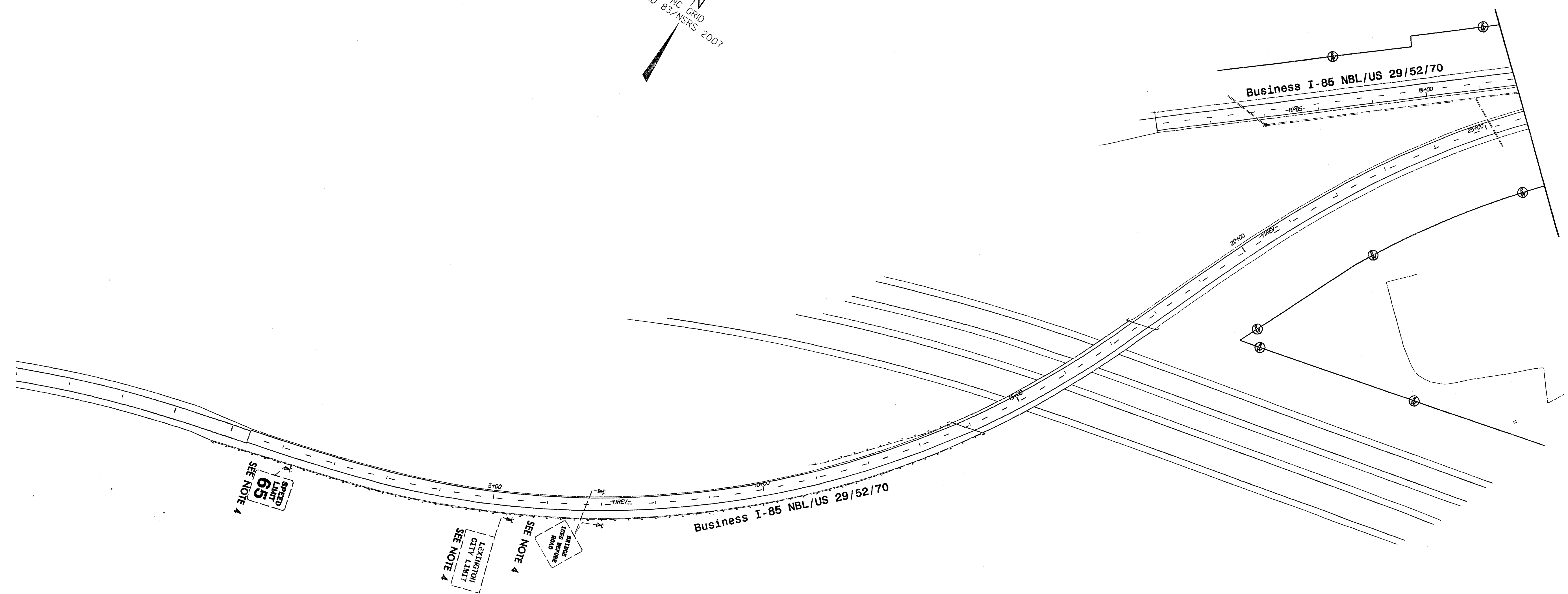

TYPE "E", "F" AND MILEMARKER SIGNS

APPROVED: *WJH*
DATE: 6/27/13



PROJECT NOTES


- 1 DISPOSAL OF SIGN SYSTEM, U-CHANNEL
- 2 DISPOSAL OF SIGN SYSTEM, WOOD
- 3 DISPOSAL OF SIGN SYSTEM, STEEL BEAM
- 4 EXISTING SIGN TO REMAIN
- 5 DISPOSAL OF SIGN, A OR B (OVERHEAD)



Prepared in the offices of:
RAMEY KEMP ASSOCIATES, INC.
Professional Engineers
8008 Farrington Place, Suite 100
Raleigh, North Carolina 27609
919-478-7118 TEL 919-478-6410 FAX
www.rameykemp.com

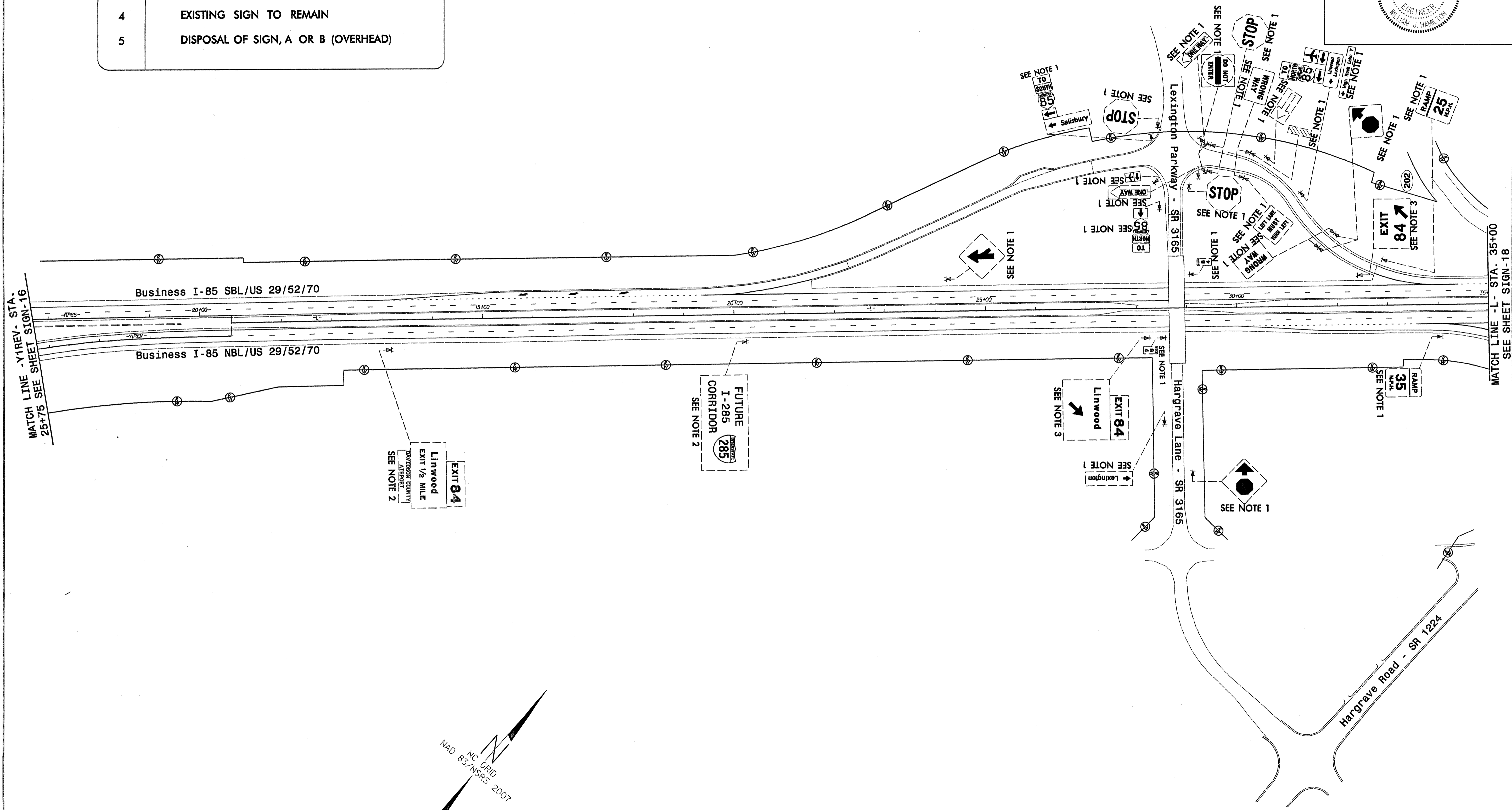
EXISTING SIGNING DETAIL

APPROVED: *W. H. H.*
 DATE: 6/24/13




PROJECT NOTES

- 1 DISPOSAL OF SIGN SYSTEM, U-CHANNEL
- 2 DISPOSAL OF SIGN SYSTEM, WOOD
- 3 DISPOSAL OF SIGN SYSTEM, STEEL BEAM
- 4 EXISTING SIGN TO REMAIN
- 5 DISPOSAL OF SIGN, A OR B (OVERHEAD)



MATCH LINE - Y1REV - STA. 25+75 SEE SHEET SIGN-16

MATCH LINE - L - STA. 35+00 SEE SHEET SIGN-18




Prepared in the office of:

RAMEY KEMP & ASSOCIATES, INC.
 TRANSPORTATION ENGINEERS

8008 Faringham Place, Suite 100
 Raleigh, North Carolina 27605
 919-872-8110 Tel. 919-872-4416 Fax
 www.rameykemp.com


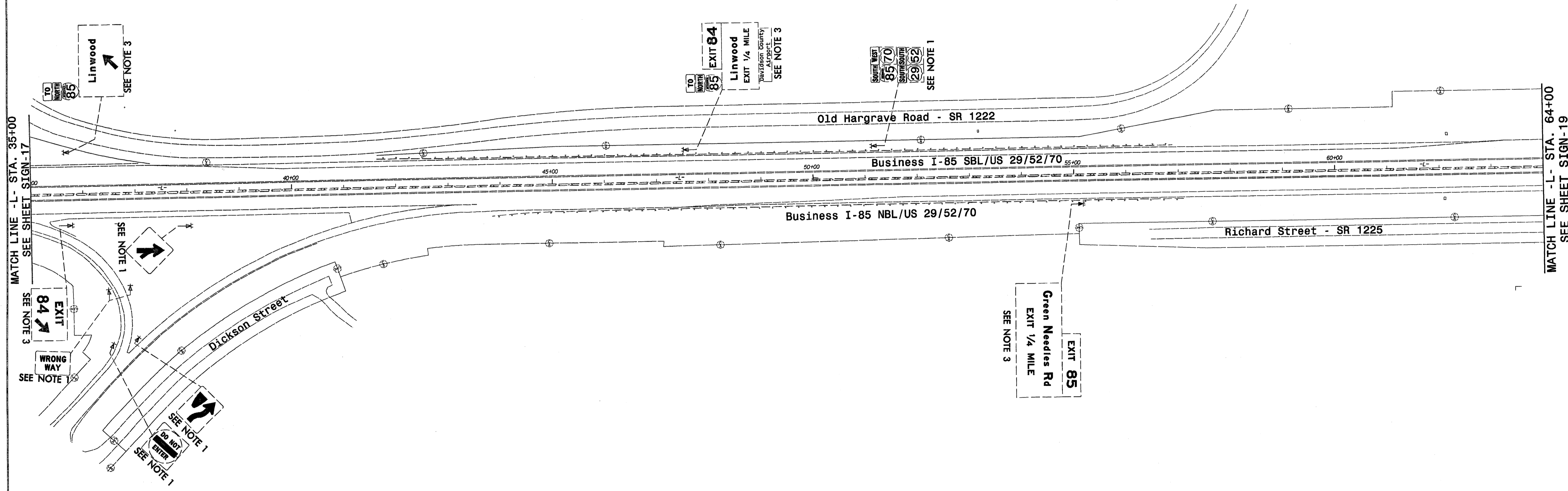
EXISTING SIGNING DETAIL

APPROVED: *[Signature]*
 DATE: 6/27/13



PROJECT NOTES


- 1 DISPOSAL OF SIGN SYSTEM, U-CHANNEL
- 2 DISPOSAL OF SIGN SYSTEM, WOOD
- 3 DISPOSAL OF SIGN SYSTEM, STEEL BEAM
- 4 EXISTING SIGN TO REMAIN
- 5 DISPOSAL OF SIGN, A OR B (OVERHEAD)



Prepared in the offices of:
RAMEY KEMP ASSOCIATES, INC.
 TRANSPORTATION ENGINEERS
 6200 Farrington Place, Suite 100
 Raleigh, North Carolina 27609
 919-875-5115 Tel. 919-870-6416 Fax.
 www.rameykemp.com

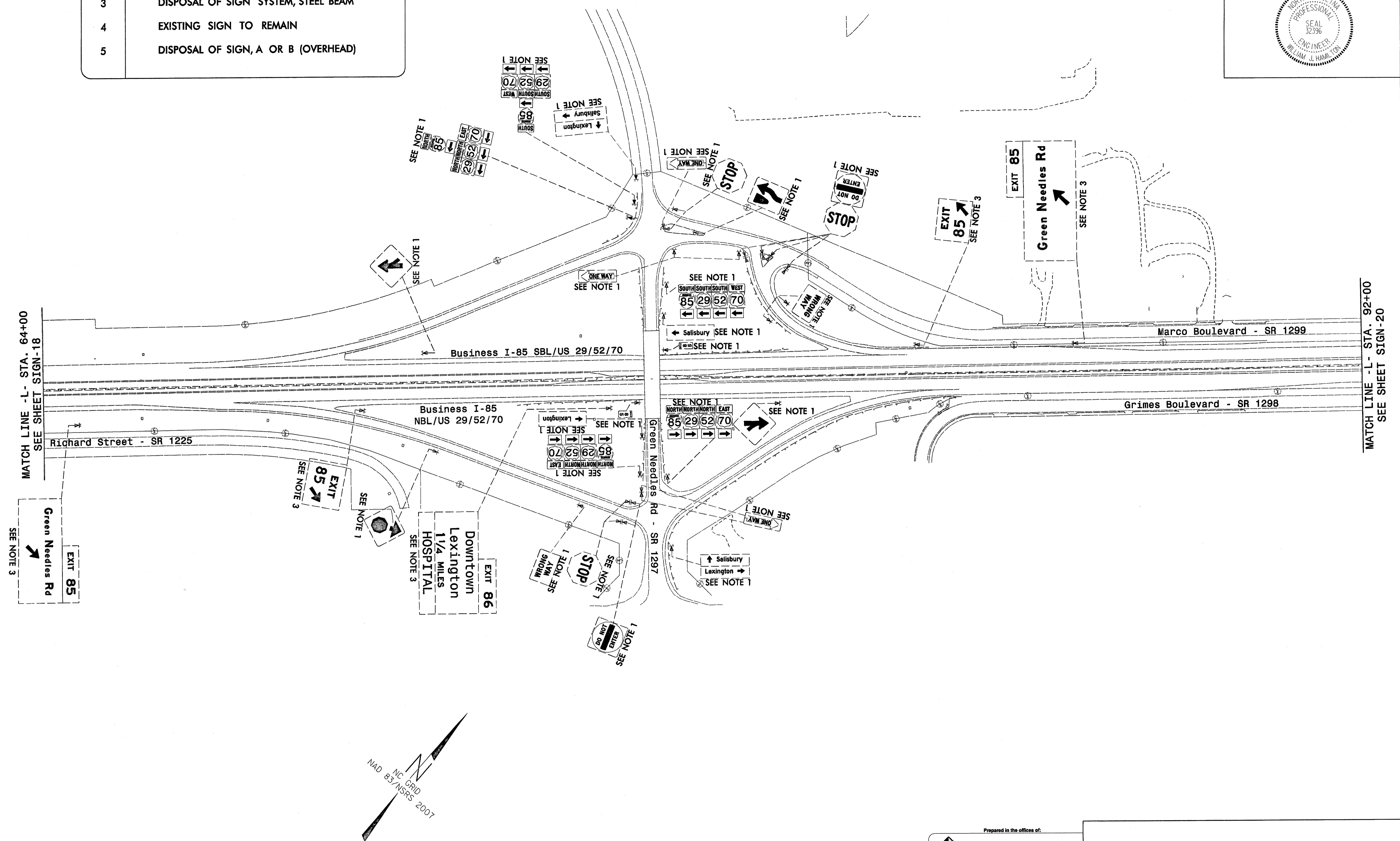
EXISTING SIGNING DETAIL

APPROVED: *W. H. H.*
 DATE: 6/22/13




PROJECT NOTES

- 1 DISPOSAL OF SIGN SYSTEM, U-CHANNEL
- 2 DISPOSAL OF SIGN SYSTEM, WOOD
- 3 DISPOSAL OF SIGN SYSTEM, STEEL BEAM
- 4 EXISTING SIGN TO REMAIN
- 5 DISPOSAL OF SIGN, A OR B (OVERHEAD)

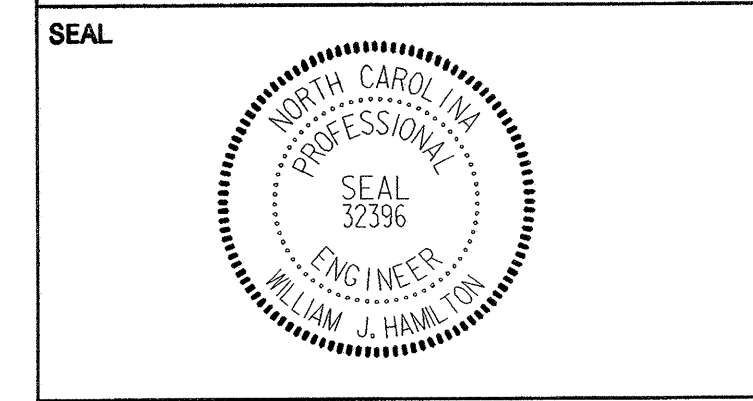


MATCH LINE - L- STA. 64+00
SEE SHEET SIGN-18

MATCH LINE - L- STA. 92+00
SEE SHEET SIGN-20


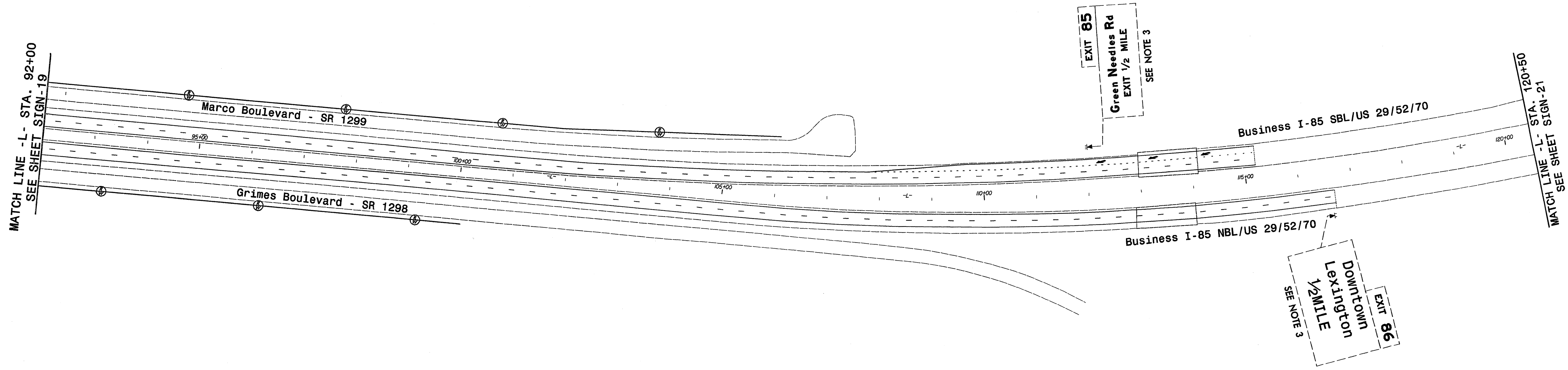


APPROVED: *WJH*
 DATE: 6/27/13



PROJECT NOTES


- 1 DISPOSAL OF SIGN SYSTEM, U-CHANNEL
- 2 DISPOSAL OF SIGN SYSTEM, WOOD
- 3 DISPOSAL OF SIGN SYSTEM, STEEL BEAM
- 4 EXISTING SIGN TO REMAIN
- 5 DISPOSAL OF SIGN, A OR B (OVERHEAD)



Prepared in the offices of:
RAMEY KEMP ASSOCIATES, INC.
 Transportation Engineers
 8000 Fargomian Place, Suite 100
 Raleigh, North Carolina 27619
 919-872-6116 Tel. 919-875-6418 Fax
 www.rkemp.com

EXISTING SIGNING DETAIL

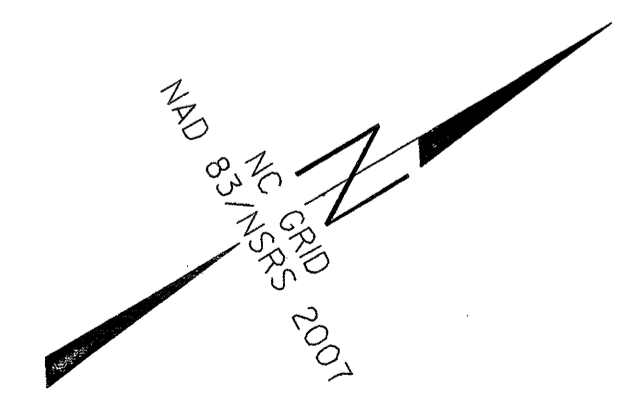
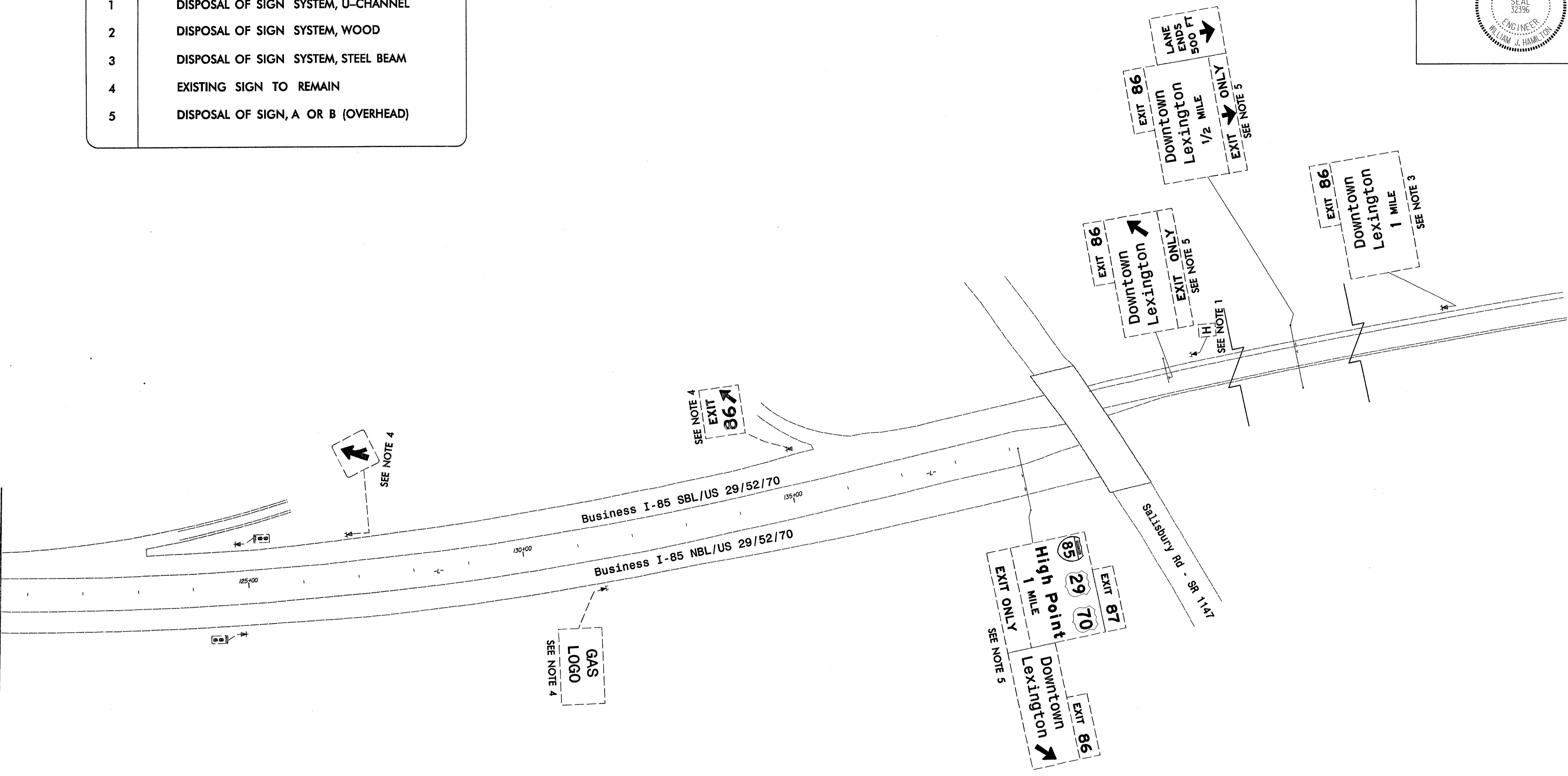
APPROVED: *[Signature]*
 DATE: 6/22/13



PROJECT NOTES

- | | |
|---|-------------------------------------|
| 1 | DISPOSAL OF SIGN SYSTEM, U-CHANNEL |
| 2 | DISPOSAL OF SIGN SYSTEM, WOOD |
| 3 | DISPOSAL OF SIGN SYSTEM, STEEL BEAM |
| 4 | EXISTING SIGN TO REMAIN |
| 5 | DISPOSAL OF SIGN, A OR B (OVERHEAD) |

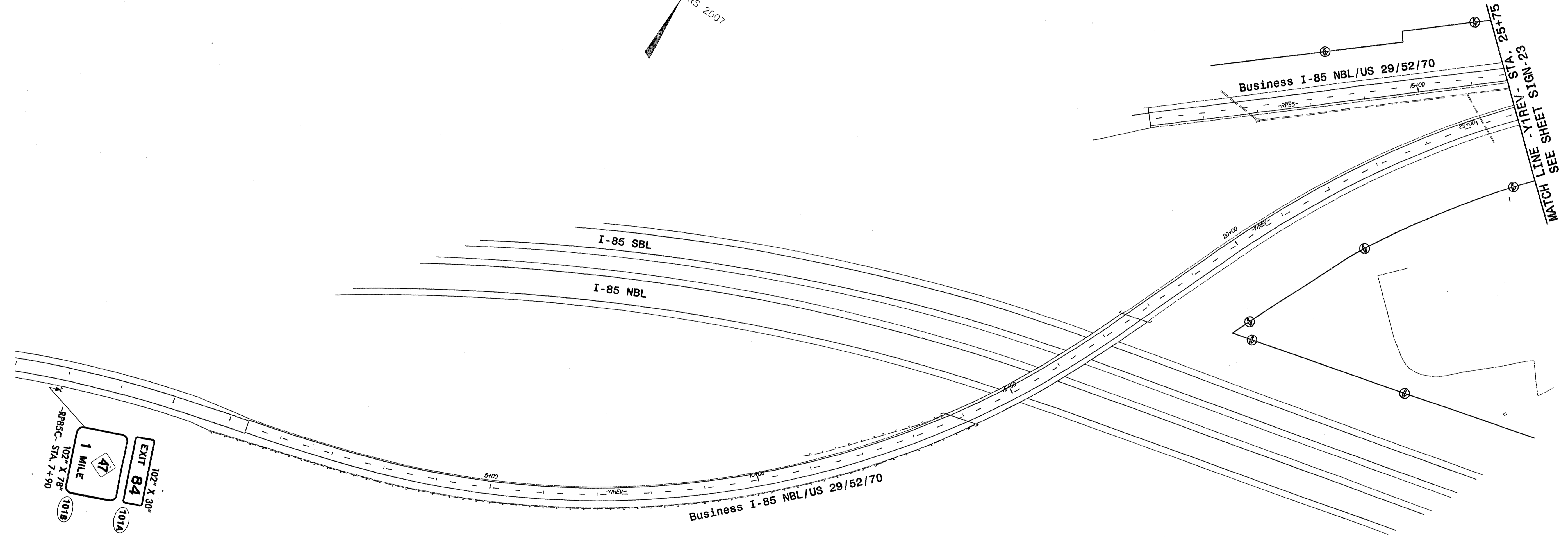
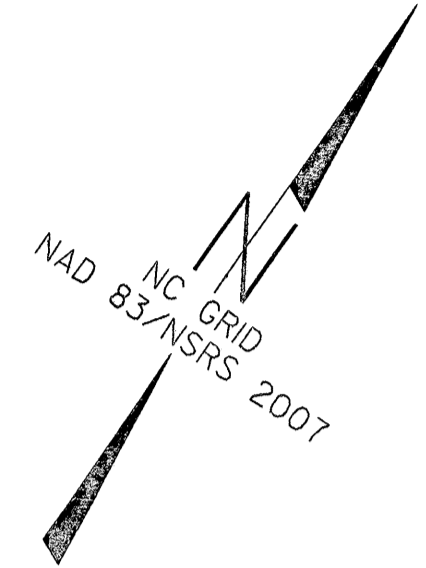
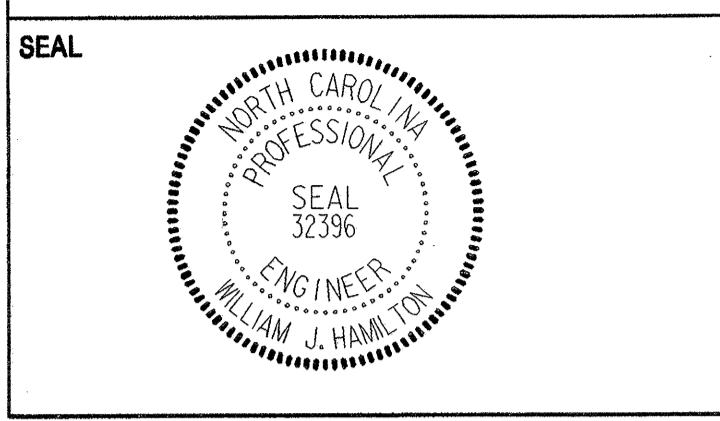
MATCH LINE -L- STA. 120+50
 SEE SHEET SIGN-20





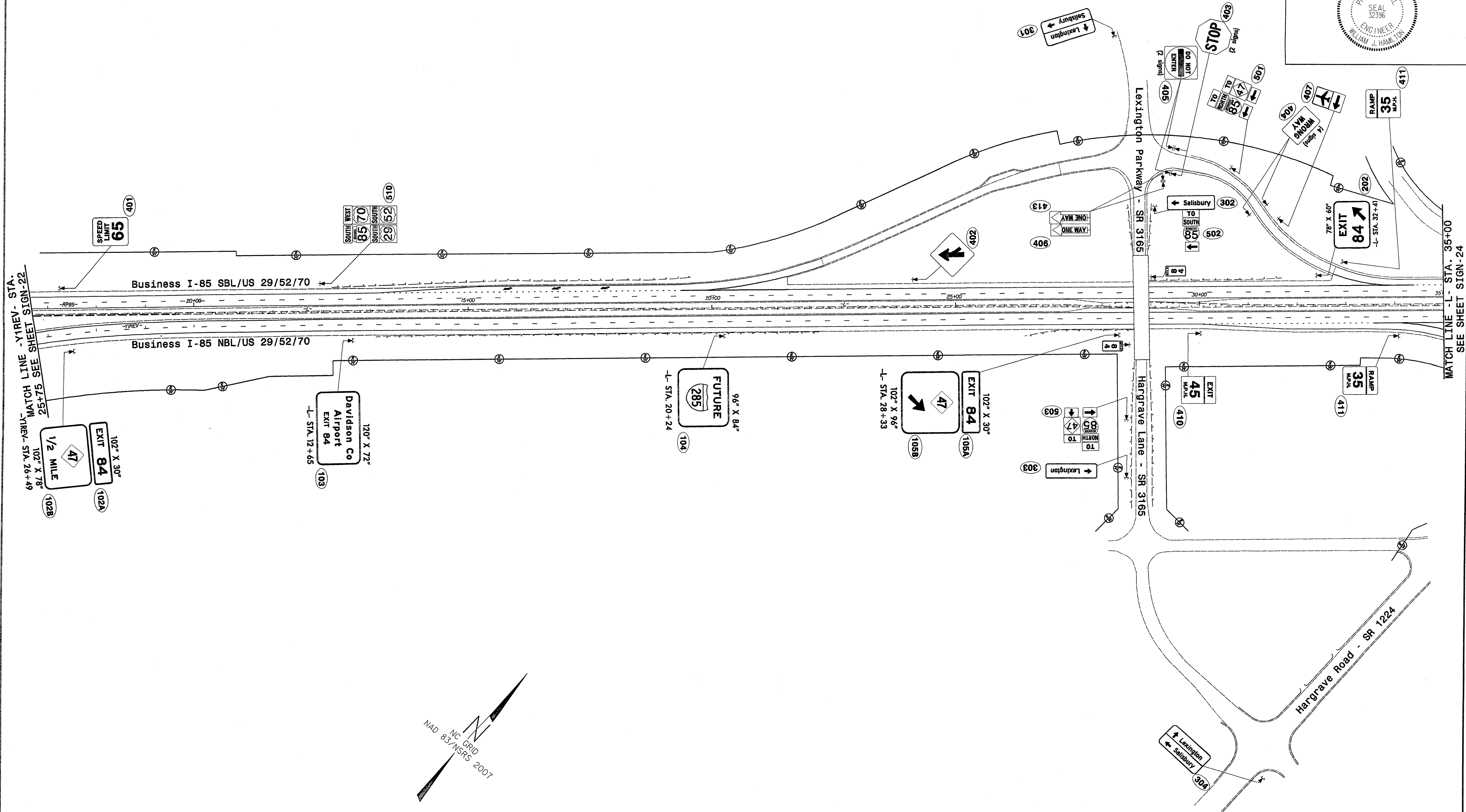
Prepared in the offices of:
RAMEY KEMP ASSOCIATES, INC.
8808 Farington Place, Suite 100
 Raleigh, North Carolina 27608
 919-872-8115, Fax: 919-872-8414
 www.rameykemp.com

EXISTING SIGNING DETAIL

APPROVED: *[Signature]*
 DATE: 6/27/13




TIP NO. R-4750	SHEET NO. SIGN-23
APPROVED: 	
DATE: 6/27/17	
SEAL	
	



STA. 1111-REV. Y
 STA. 1111-REV. X
 MATCH LINE SEE SHEET SIGN-22
 MATCH LINE SEE SHEET SIGN-24
 STA. 26+49
 STA. 26+49

MATCH LINE - L - STA. 35+00
 SEE SHEET SIGN-24



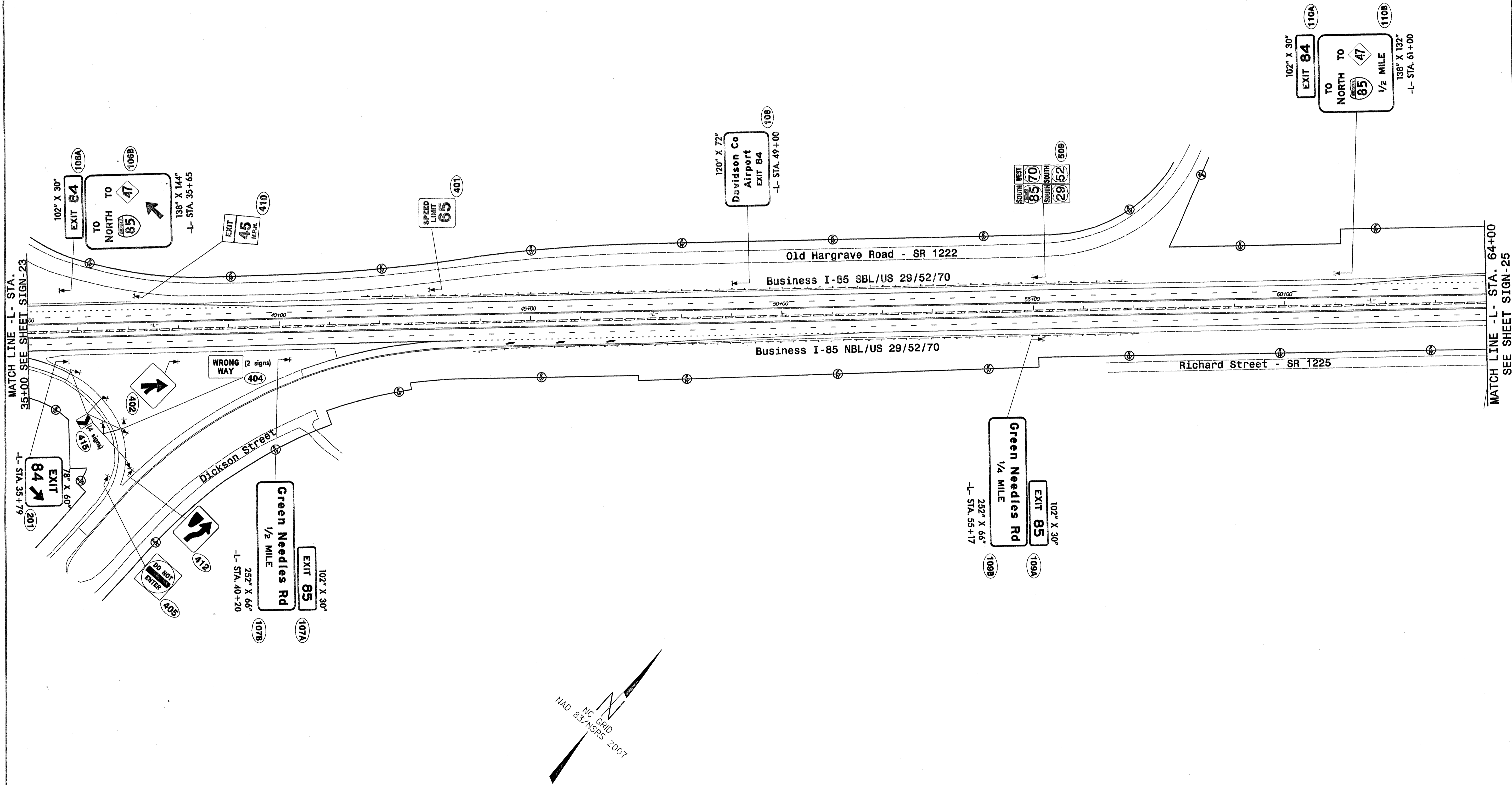
Prepared in the offices of:

RAMEY KEMP ASSOCIATES, INC.

TRANSPORTATION ENGINEERS
 4028 Forthcoming Place, Suite 400
 Raleigh, North Carolina 27603
 919-472-8116 Tel. 919-754-6464 Fax
 www.rkai.com


PROPOSED SIGNING DETAIL

TIP NO. R-4750	SHEET NO. SIGN-24
APPROVED: <i>W. H. H.</i>	
DATE: 6/27/13	
SEAL	



MATCH LINE - L- STA. 35+00 SEE SHEET SIGN-23

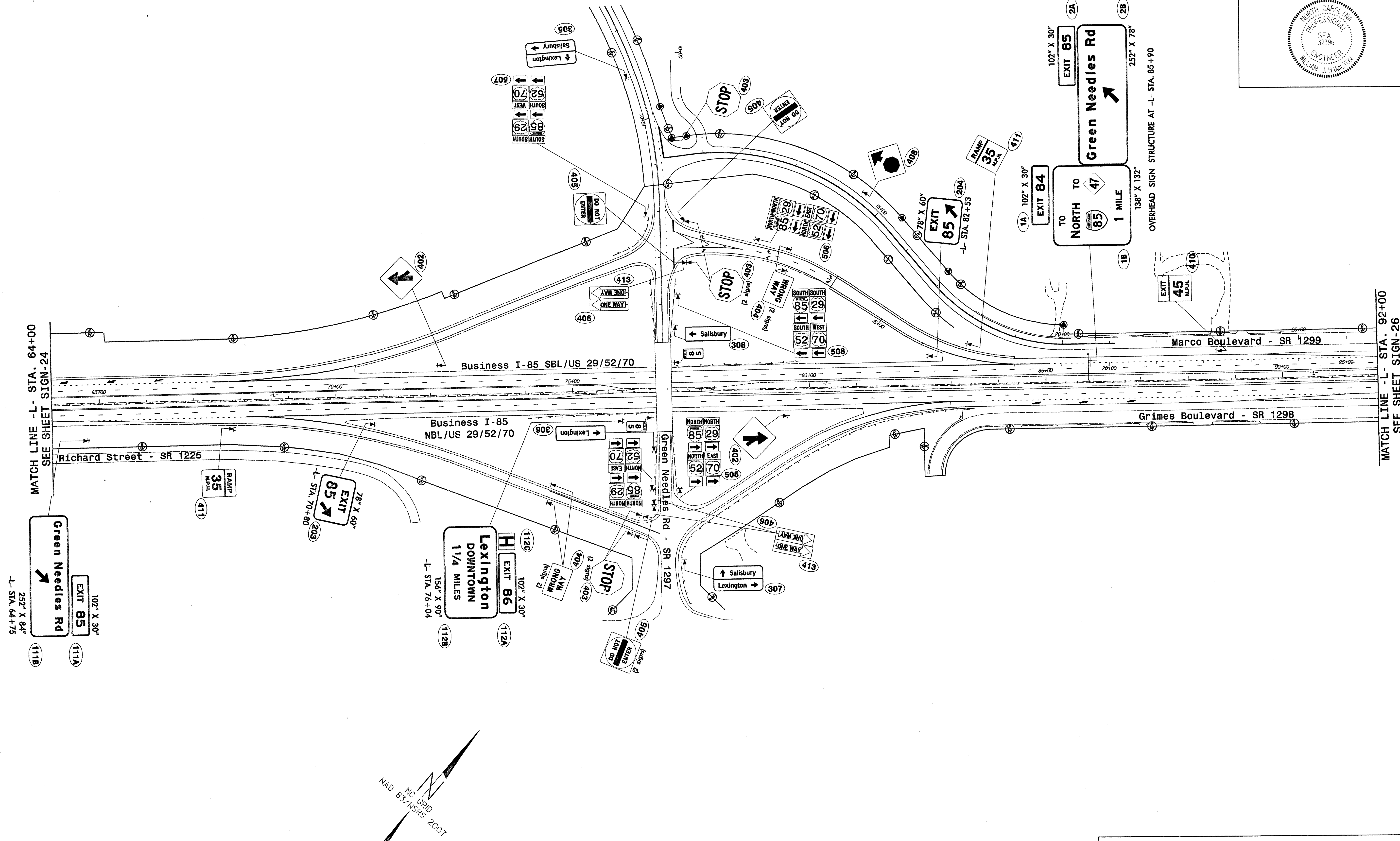

MATCH LINE - L- STA. 64+00 SEE SHEET SIGN-25



Prepared in the offices of:
RAMEY KEMP ASSOCIATES, INC.
 TRANSPORTATION ENGINEERS
 8008 Paragon Place, Suite 100
 Raleigh, North Carolina 27617
 919-872-2518 Tel. 919-878-6418 Fax
 www.rkeng.com


PROPOSED SIGNING DETAIL

APPROVED: *W. H. H.*
 DATE: 6/27/13



MATCH LINE - L- STA. 64+00
 SEE SHEET SIGN-24

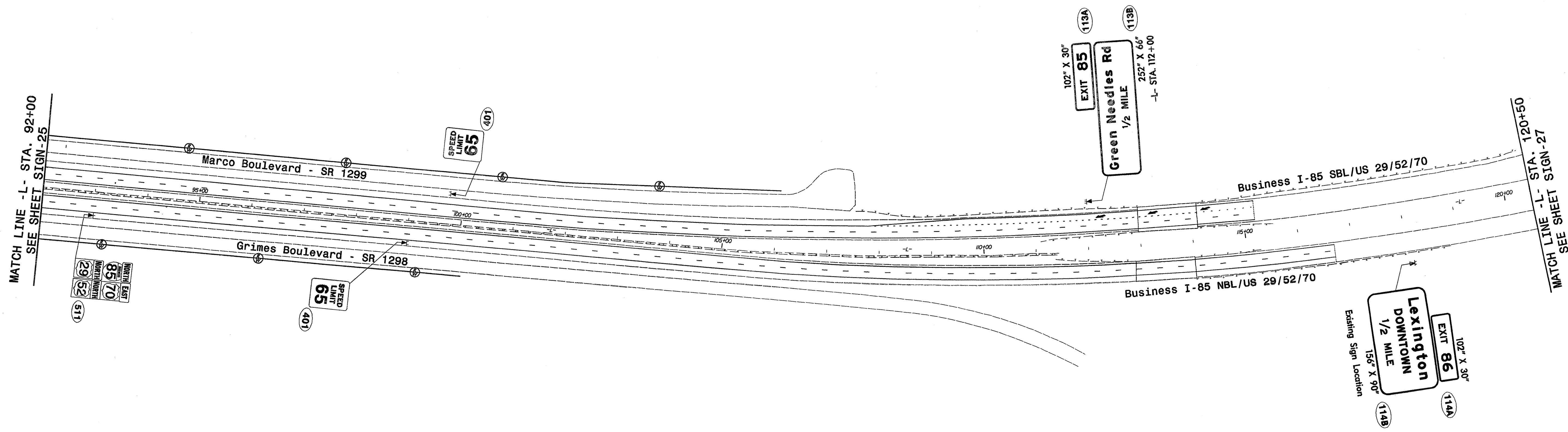
MATCH LINE - L- STA. 92+00
 SEE SHEET SIGN-26



Prepared in the offices of:
RAMEY KEMP ASSOCIATES, INC.
Professional Engineers
 6208 Farringham Place, Suite 500
 Raleigh, North Carolina 27609
 919-872-9116 Tel. 919-878-6410 Fax.
 www.rameykemp.com


PROPOSED SIGNING DETAIL

TIP NO.	SHEET NO.
R-4750	SIGN-26
APPROVED: <i>WJH</i>	
DATE: 6/27/13	
SEAL	



MATCH LINE -L- STA. 92+00
SEE SHEET SIGN-25

MATCH LINE -L- STA. 120+50
SEE SHEET SIGN-27



Prepared in the offices of:
RAMEY KEMP ASSOCIATES, INC.
 TRANSPORTATION ENGINEERS
 6500 Fryingpan Place, Suite 100
 Raleigh, North Carolina 27608
 919-472-2418 TEL. 919-875-6413 FAX
 www.rameykemp.com

PROPOSED SIGNING DETAIL

